



INVEST IN
UZBEKISTAN

Guide - 2019

10 REASONS to invest in Uzbekistan



SARDOR UMURZAKOV
Minister of Investments and Foreign Trade
of the Republic of Uzbekistan

“Ministry of Investments and Foreign Trade, as the authorized state body responsible for the state investment policy implementation, will take further measures to improve investment climate as well as make our country more attractive for foreign investors.”



ADKHAM IKRAMOV
Chairman of the Chamber of Commerce
and Industry of the Republic of Uzbekistan

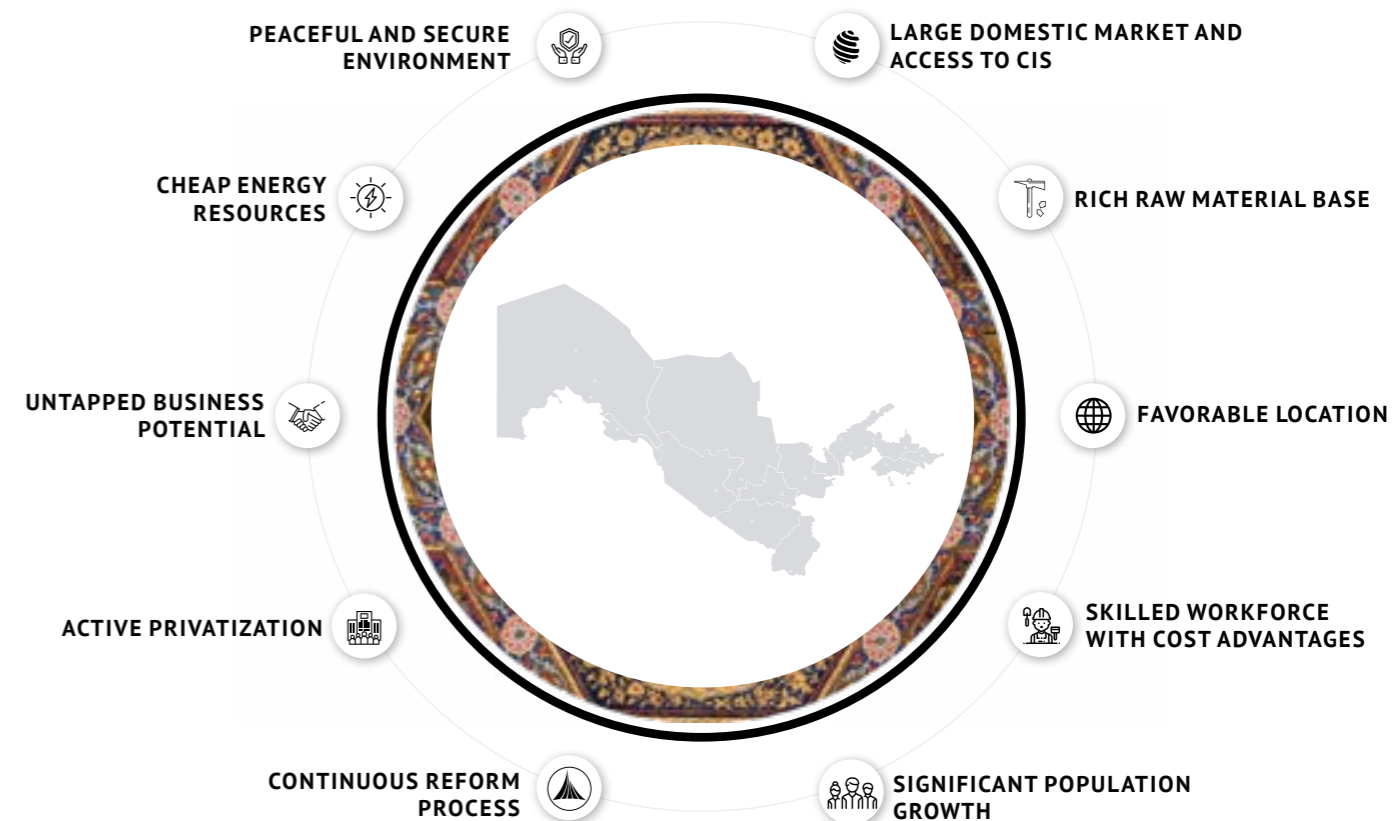
“The Chamber of Commerce and Industry, as the largest business support organisation in our country, provides full assistance to foreign companies in entering into the Uzbek market and finding relevant local partners.”



Ministry of Investments and Foreign Trade
Website: <https://mift.uz/>
Tel: +998 (71) 238-50-00; +998 (71) 238-50-05
E-mail: info@mift.uz
Facebook: <https://www.facebook.com/mift.uz/>



Chamber of Commerce and Industry
Website: <http://chamber.uz/>
Tel: +998 78 150-60-06
E-mail: info@chamber.uz
Facebook: <https://www.facebook.com/uzchamber/>



INFORMATION ABOUT UZBEKISTAN



REGION
Central Asia



TERRITORY
447 400 sq. km



CURRENCY
sum (UZS), 1 USD = 8 535 UZS



POPULATION
33,2 MLN



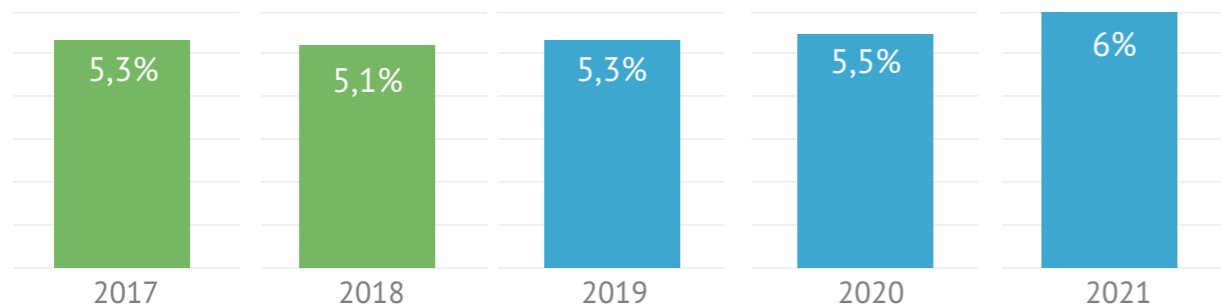
NATURAL RESOURCES
natural gas, oil, gold, silver, uranium, molybdenum, tungsten, coal, copper, zinc, etc.



LANGUAGES
Uzbek
Russian
English

KEY MACROECONOMIC INDICATORS

GDP GROWTH



WORLD BANK'S FORECAST

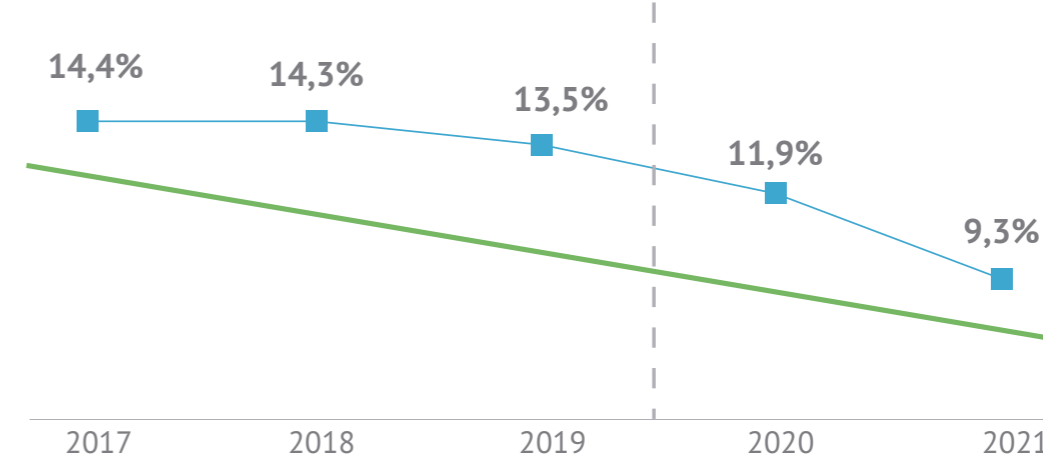


BB-
Long term foreign
currency rating



B1
Long term issuer
rating

INFLATION RATE



IMF'S FORECAST



Gold Reserves
\$27 billion



National Debt
23,7% to GDP

COOPERATION WITH FOREIGN INVESTORS



456 projects are being implemented with **\$23** billion in foreign investment

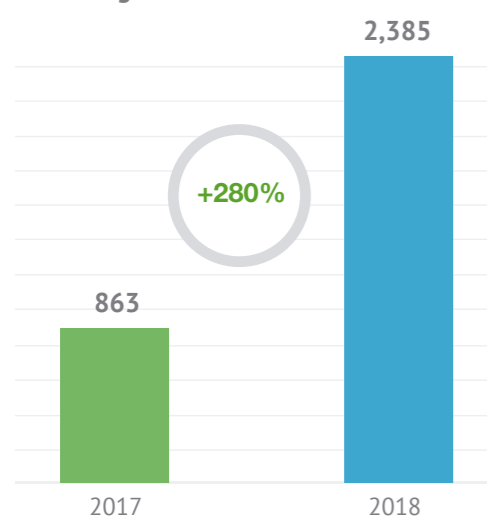


Bilateral investment protection treaties are arranged with **51** countries



Treaties to avoid double taxation are arranged with **51** countries

Joint and foreign companies registered in 2017-2018:

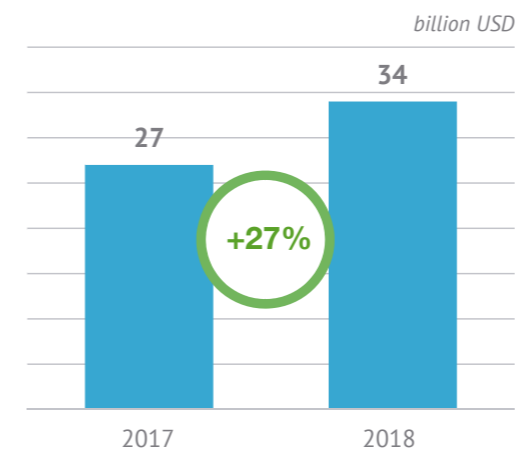


General	10
Pharmaceutical	8
Fish-farming	1
Tourism	1
Agriculture	1

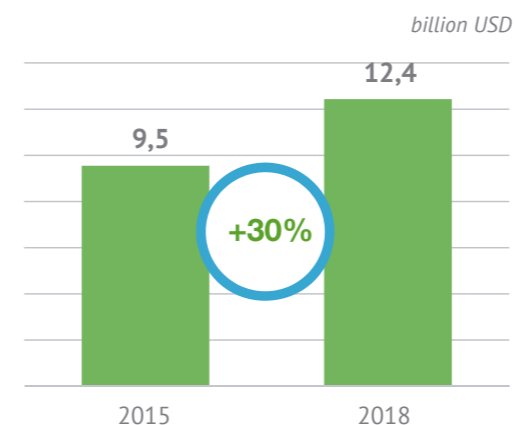
More than 8 000 enterprises have been created with foreign capital

FOREIGN TRADE RELATIONS

Foreign trade turnover



Foreign trade turnover with CIS countries:



WORLD TRADE ORGANIZATION

Uzbekistan has started the process of joining the World Trade Organization



Uzbekistan is a member of the Free Trade Area of CIS countries, with a population of 300 million



INVESTMENT PROTECTION AND SUPPORT

GOVERNMENT STIMULATES INVESTMENT ACTIVITY BY:



Government guarantees investment protection



Governmental bodies do not have the right to interfere in investor activities



Investments and other assets of investment activity are not subject to nationalization



Investors have the right to own, use and dispose of objects and results of investments, as well as to reinvest

Prime Minister's Reception Offices for Entrepreneurs

WWW.BUSINESS.GOV.UZ



Business Ombudsman

WWW.BIZNESVAKIL.UZ

Ministry of Justice

WWW.MINJUST.UZ



Ministry of Investments and Foreign Trade

WWW.MIFT.UZ

Tashkent International Arbitration Centre

WWW.TIAC.UZ



Chamber of Commerce and Industry

WWW.CHAMBER.UZ



Creating a favorable investment climate for investment activities



Protecting investors' rights and legitimate interests

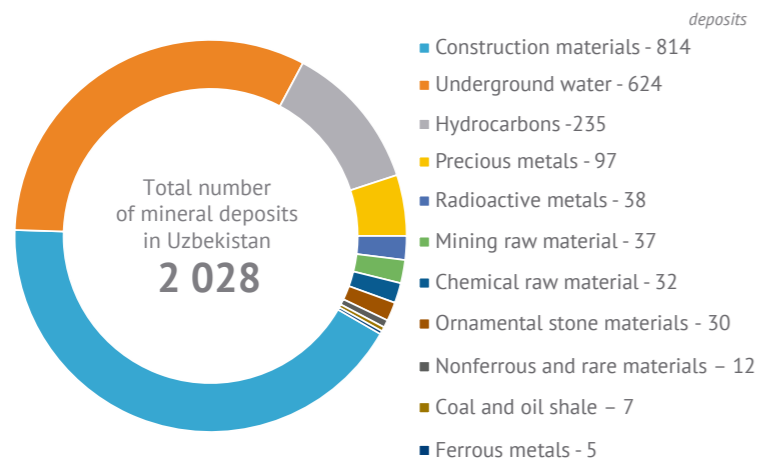


Granting tax and custom benefits, as well as preferences for terms determined, depending on type of activity and volume of investments



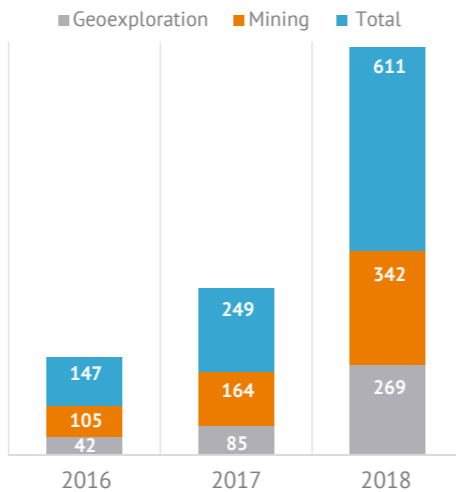
Mining Industry

State balance of Uzbekistan's mineral reserves:



Uzbekistan is among the world's **top 10** producers of gold, uranium, gas, copper, potash, phosphates, and other materials.


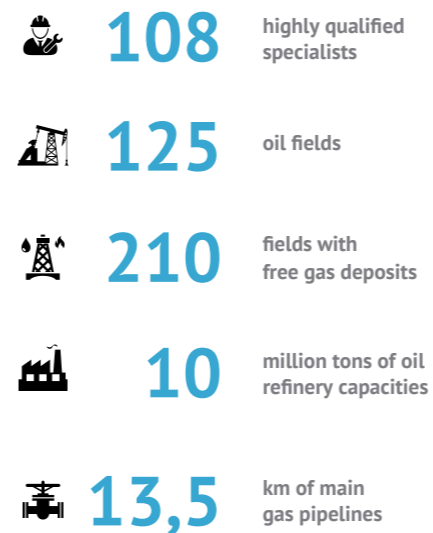
The number of issued licenses



Number of issued licenses – **1,800**



Oil and Gas Industry

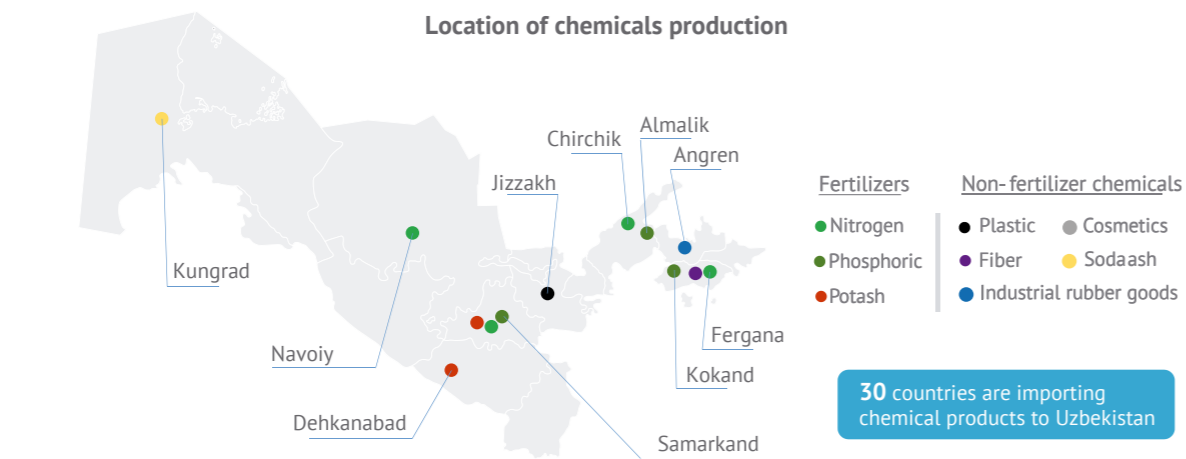


The oil and gas industry's main products include LPG, condensate, PP, PE, diesel, gasoline, and others.

At the same time, Uzbekistan enjoys vast potential in renewable energy. Uzbekistan's total solar potential is about **51** billion tons of energy.



Chemical Industry



Production of mineral fertilizers *thousand tons*

Year	Nitrogen fertilizer production			Phosphate fertilizer production				Potash fertilizer production	
	Ammonium nitrate	Urea	Ammonium sulfate	Ammophos	RZ-agro	Supraphos	Superphosphate	Nitrocalcium phosphate fertilizer	Potassium chloride
2018	1549	529	200	34	231	9	147	29	304

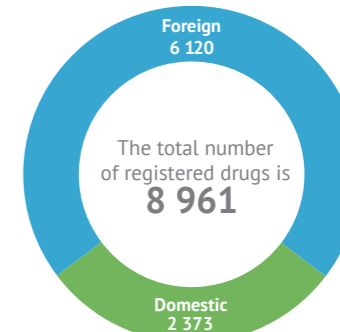
180+ chemical products are produced in Uzbekistan

Pharmaceuticals



Uzbekistan's flora includes **4,500** grass species

There are **577** curative plants in Uzbekistan, with only **100** of them currently used in medical science



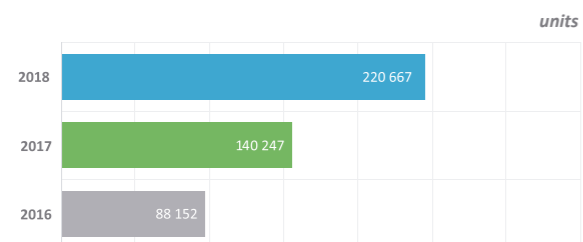
- Exemption from taxes
- Exemption from customs
- Free use of land



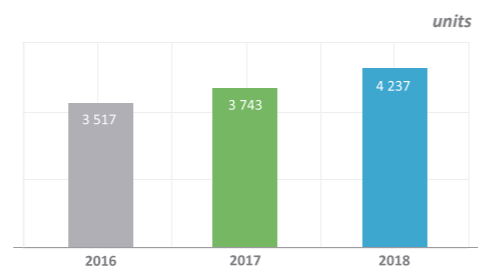


Automobile Industry

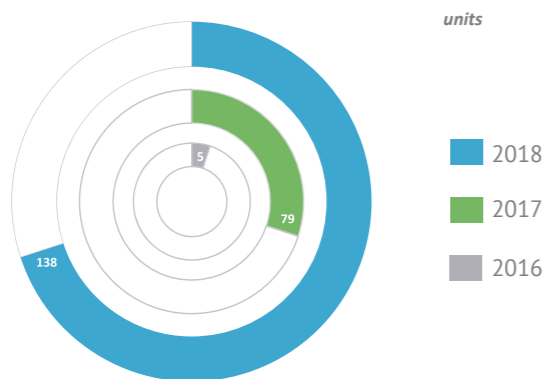
Production of cars



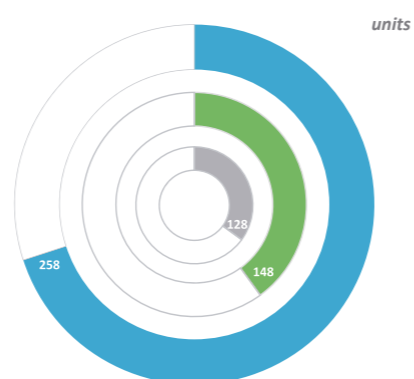
Production of trucks



Exporting of buses

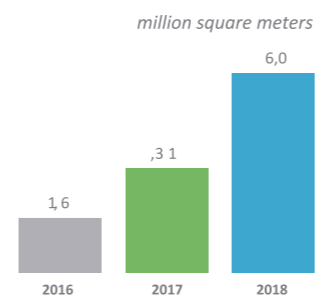


Exporting of trucks

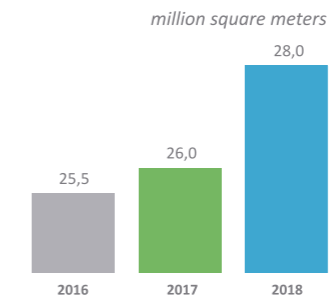


Construction Materials

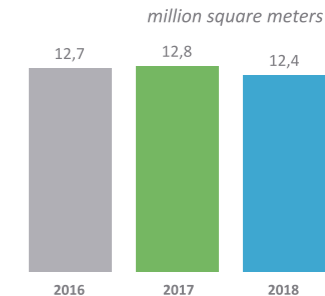
Ceramic tiles



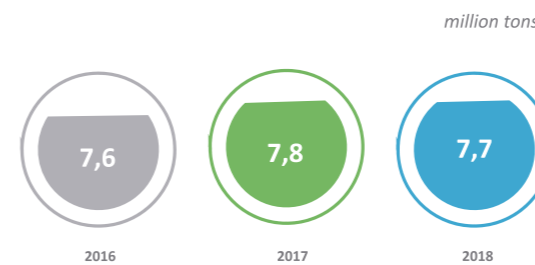
Drywall sheets



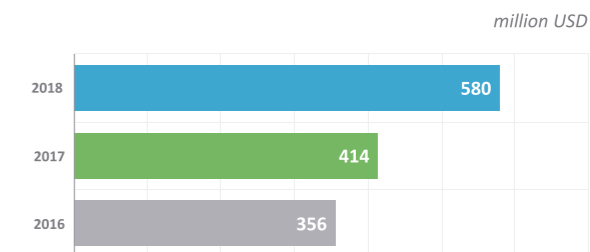
Glass



Cement production



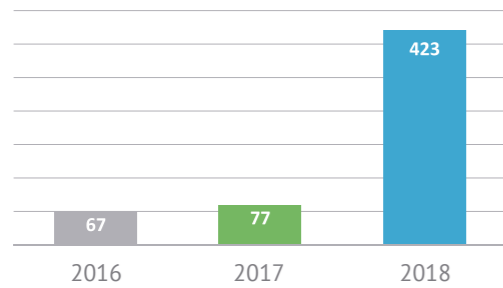
Construction materials production





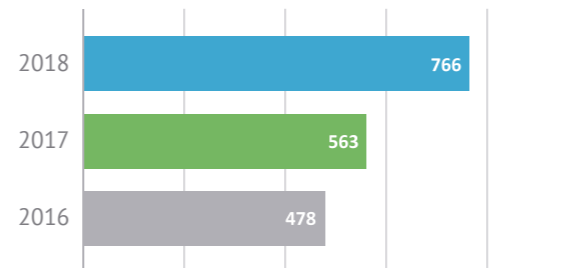
Leather Processing Industry

Number of companies in the leather industry



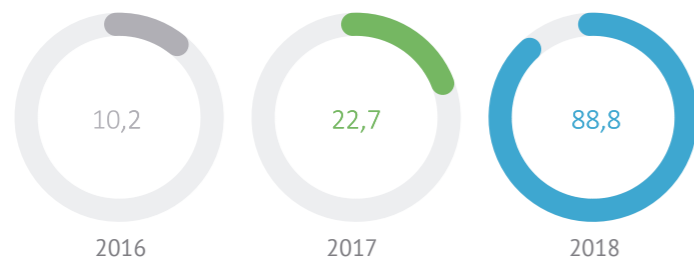
Leather production

million square meters



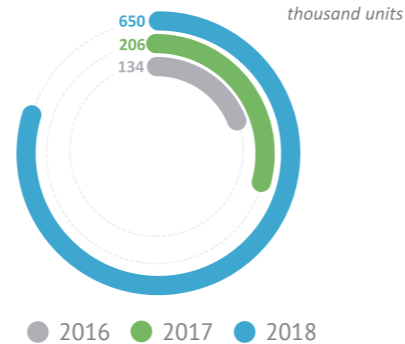
Production of shoes

million pairs



Production of bags

thousand units



Textile Industry

Production

Fabrics

million square meters



Production

Cotton yarn



2016



2017



2018

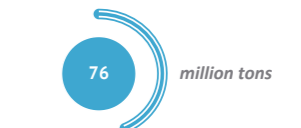
Knitted fabric



2016



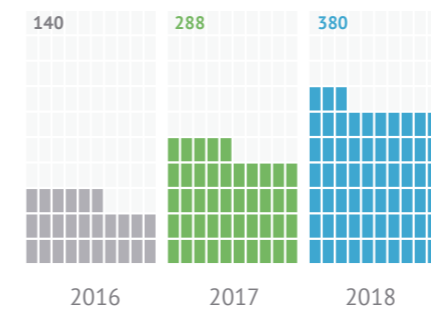
2017



2018

Ready products

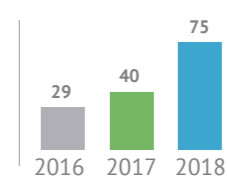
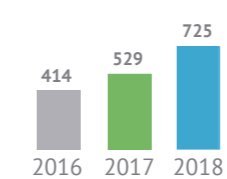
million units



Export

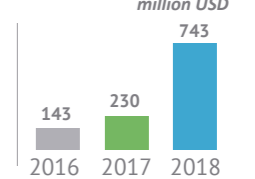
Fabrics

Cotton yarn



Ready products

million USD





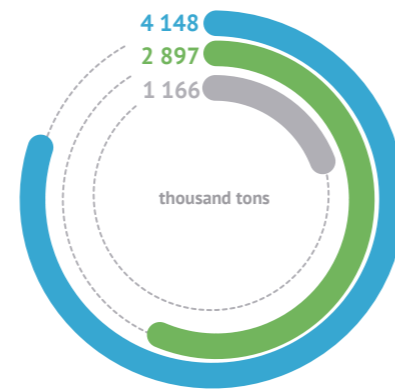
Sericulture Industry

Food Industry

Silk products exported



Processing of cocoons

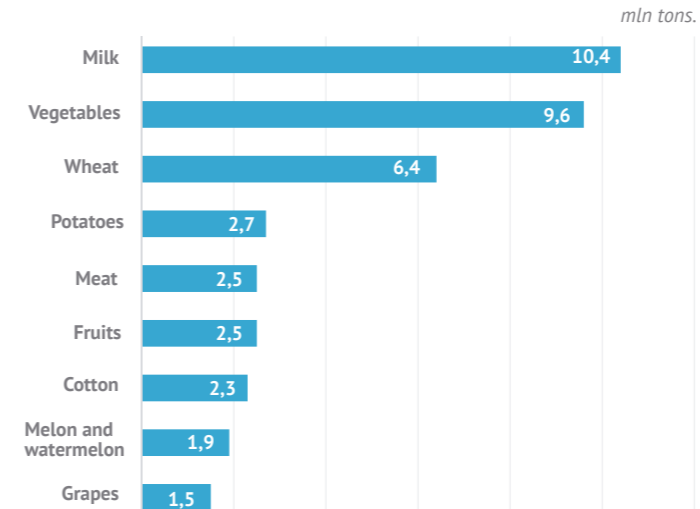


● 2016 ● 2017 ● 2018

Uzbekistan is the world's 3rd largest producer of silk cocoons

There is a 50% increase of cocoon production capacity each year

Production for 2018



Production (2018)	Export (2018)
\$ 15 billion	\$ 889,6 million
39,8 million tons	1,25 million tons

Sunny days - 320

Harvest per year - 3 times

180 types of food products are exported to 80 countries

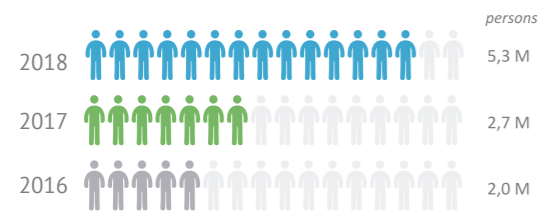
Uzbekistan Ranking in World Exports

- | | |
|-------------|------------------|
| 2 Apricot | Dried apricots 4 |
| 2 Raisins | Legumes 5 |
| 3 Persimmon | Cherries 5 |

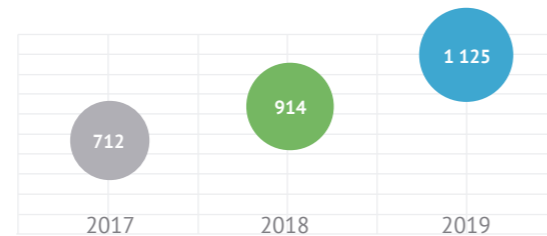


Tourism

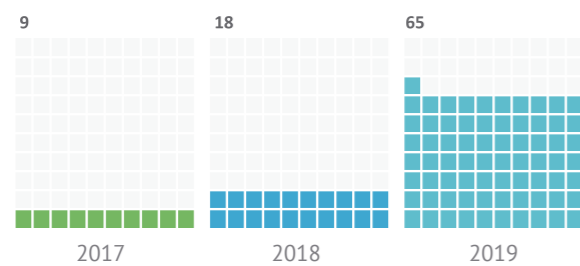
Visitors from all over the world



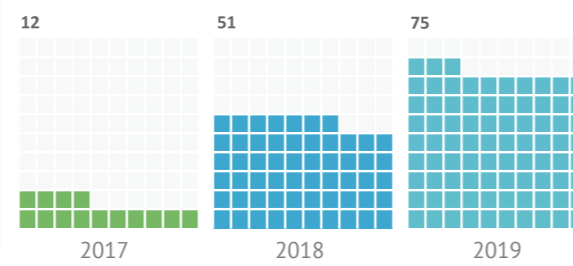
Number of hotels units



Number of countries with visa free regimes



Number of countries with simplified visa regimes



There are **7,476** cultural heritage cities in Uzbekistan, while historic centers of the cities of Bukhara, Samarkand, Khiva and Shakhrisabz having been included in the UNESCO World Cultural Heritage list



This guide was developed and published with the support of UNDP projects "Business Climate Improvement in the regions of Uzbekistan" and "Support to Investment Climate Improvement in Uzbekistan", Chamber of Commerce and Industry of Uzbekistan, Ministry of Investments and Foreign Trade of the Republic of Uzbekistan and with the technical support of the British Embassy in Uzbekistan.


The views, statements, analysis and conclusions outlined in this publication belong to the authors and express their views only, they do not constitute the official view of the United Nations, including UNDP or UN member countries, and do not necessarily reflect the official view of the British Embassy in Uzbekistan. Accuracy of the provided data in the publication is sole responsibility of the authors.

The designations employed and presentation of the material on the maps used in this publication do not imply the expression of any opinion whatsoever on the part of the Secretariat of the United Nations or UNDP Uzbekistan concerning the legal status of any country, territory, city or area, or of its authorities, or concerning the delimitation of its frontiers or boundaries.

The electronic version of the guide is available on the Internet at the website of the United Nations Development Program in Uzbekistan (www.uz.undp.org) and the Chamber of Commerce and Industry (www.chamber.uz)

The figures in the guide, including prices, salary levels, rent and other rates, as well as data on assets for rent and investment projects, are all relevant at the time of this publication's preparation (June 2019).

ISBN: 978-9943-5809-1-6



9 789943 580916

UDC 330.322(575.1) LBC 65.9(5U)-56 I-70
Invest in Uzbekistan - Tashkent : Uzbekistan, 2019. - 24 p.

Printed in «PRINTUZ»PE
Address : 41/2, Mirabad str., 100015, Tashkent
Order № 1710

Baktria press, 2019

