



ASSOLOMBARDA

# Italy and Lombardy's economy: main trends

*Valeria Negri*

*Economic Research Department Assolombarda*



# Italy's strengths

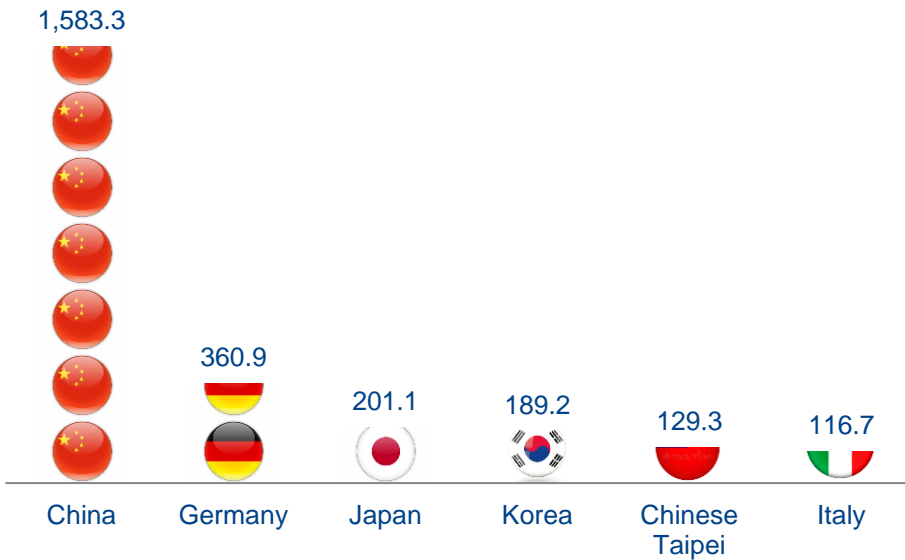
1

# Italian manufacturing in global rankings

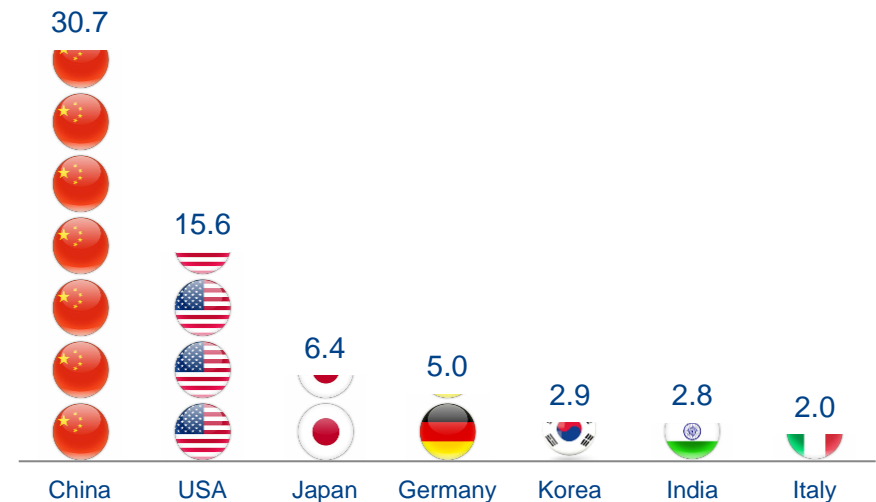
Italy ranks **#6** economy in the world for manufacturing trade surplus ...

... and **#7** for share of global manufacturing value added

Manufacturing trade surplus - 2021  
(US billion dollar)



Share of global manufacturing value added - 2021 (% on current prices - US dollar)



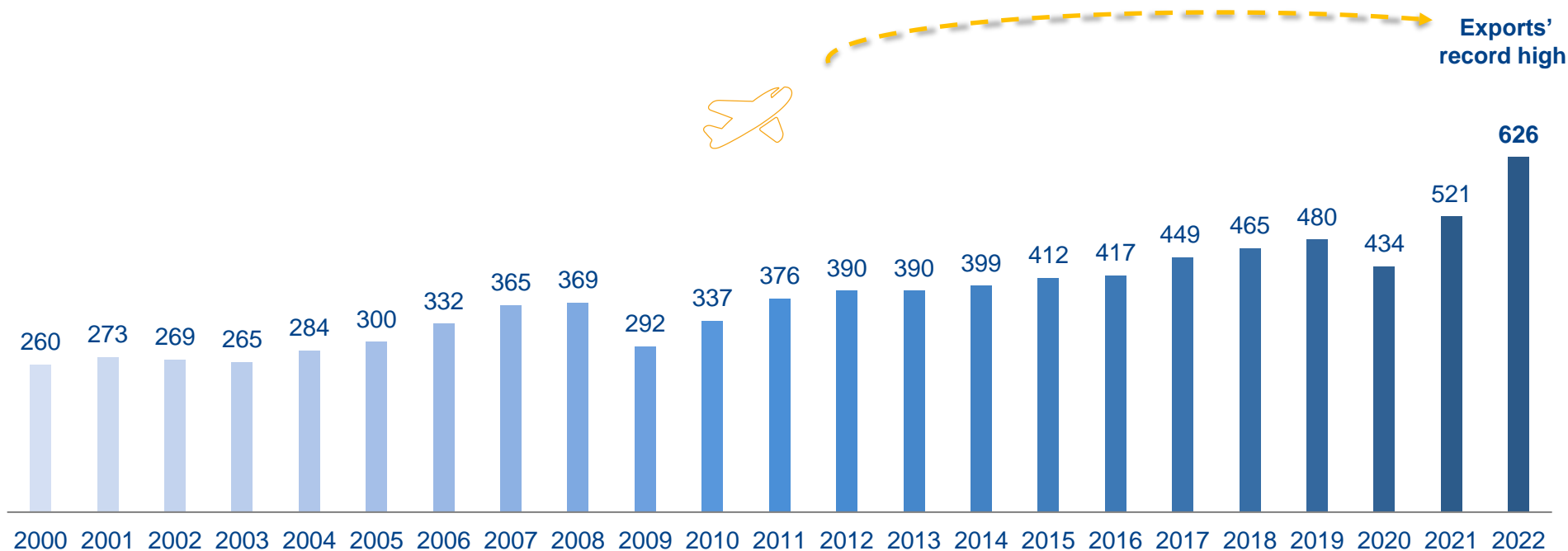
Source: Assolombarda on WTO and World Bank data

# The performance of Italian export

Italy exports over

**626** billion euro

Italian export (billion euro)



Source: Assolombarda on Istat data

# Made in Italy



Food & Beverage



Fashion

**412** bn €  
annual export



Furniture (\*)



**Mechatronics**  
electronics, electrical  
appliances, metals, machinery,  
automotive (\*)

**286,000**  
firms

**2,750,000**  
persons employed

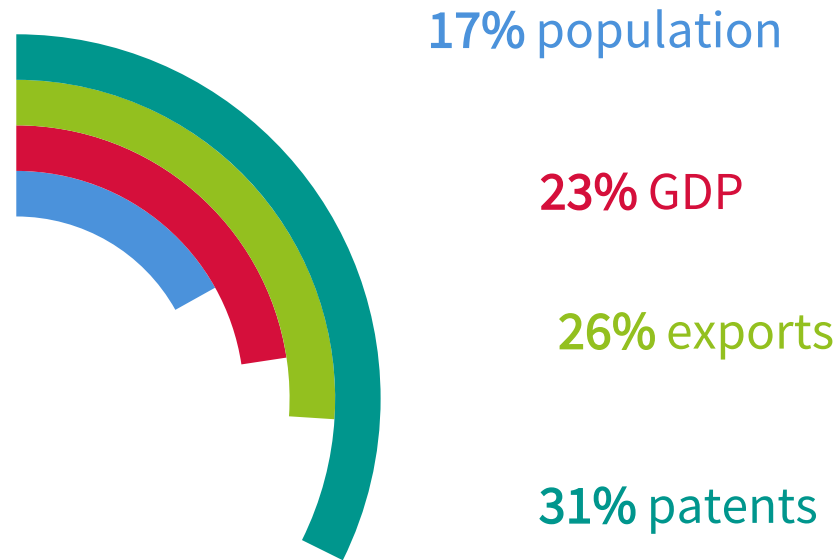
\* Manufacture of electric lighting are included in furniture, not in electrical appliances

Source: Assolombarda on Istat data (export 2022, businesses and employees 2020)

# **Lombardy: business structure**

**2**

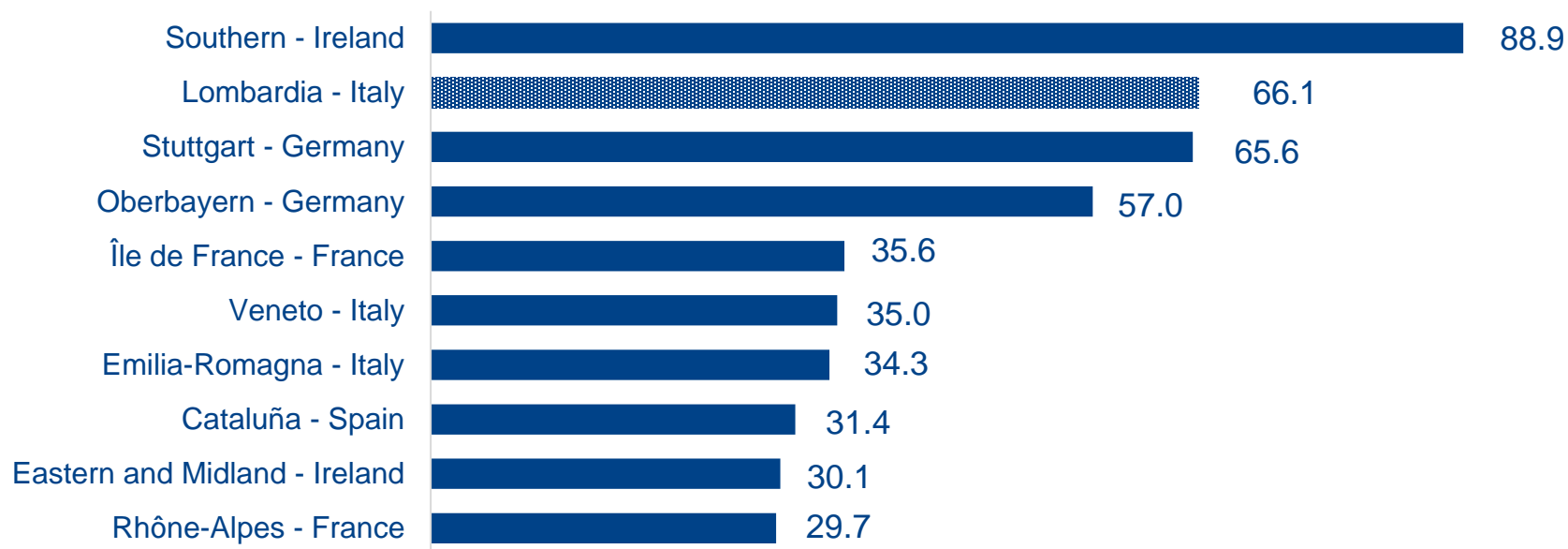
# The role of Lombardy in the Italian economy



Source: Assolombarda on Istat and Eurostat data

# Lombardy is the #1 manufacturing region in Italy and the #2 in Europe

Manufacturing gross value added at basic prices by region\*\* (top 10), billion euro - 2020



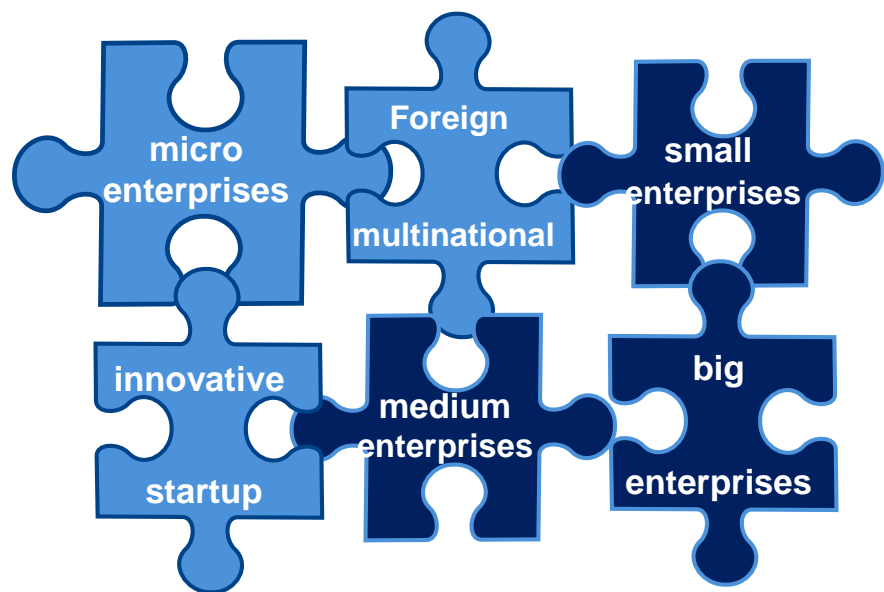
\* by manufacturing value added

\*\* NUTS 2 - Eurostat

Source: Assolombarda on Eurostat data



# Lombardy is diversified by firm size...



**94%** of firms are micro (0-9 employees) accounting for 40% of the total workforce

almost **1,100** medium enterprises  
30% of the total 3,700 in Italy

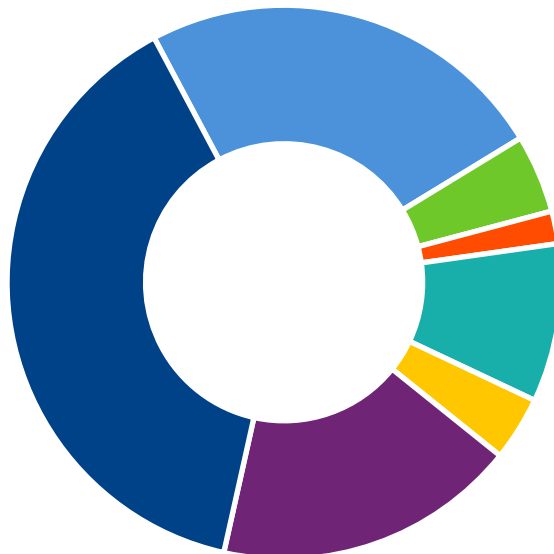
over **3,700** innovative startups  
more than **1/4** of the total 13,800 in Italy

**136** firms with turnover > €1 bn  
in Milan (vs 83 Munich, 30 Barcelona)

over **7,000** foreign multinational companies  
44% of the total 15,800 in Italy

# ...and by activities

% Lombardy's workforce by sector, 2020



**38.7%** Other

**24.1%** Manufacturing

**17.7%** Trade

**8.2%** Professional, scientific and technical activities

**4.6%** ICT

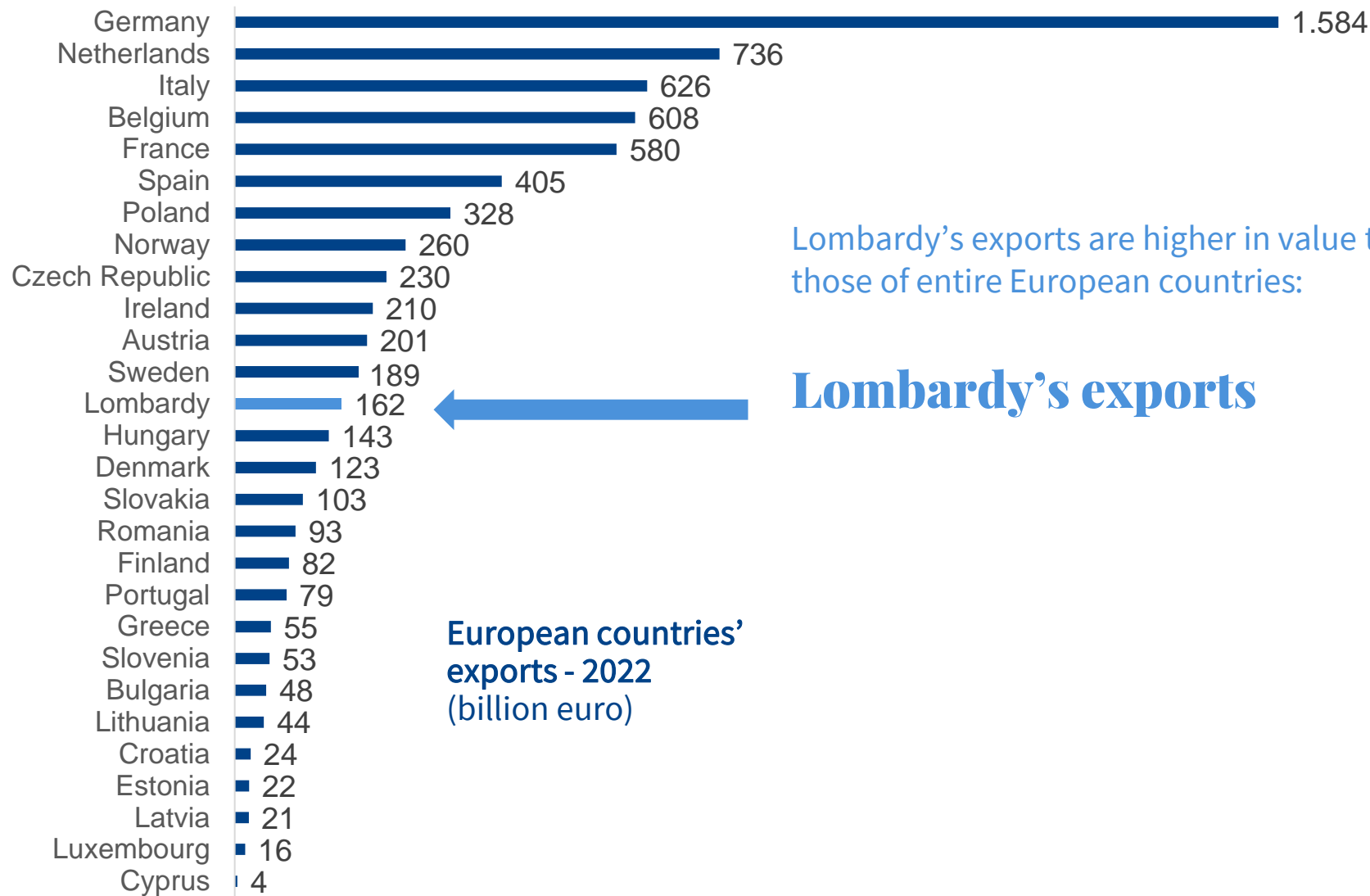
**3.8%** Finance and Insurance

**1.9%** Real Estate

# Lombardy's strengths

3

# Lombardy has an internationally competitive business community...



# ...which delivers globally-recognized excellence



Food & Beverage



Fashion



Furniture (\*)



Mechatronics

electronics, electrical  
appliances, metals, machinery,  
automotive (\*)

Made in Italy in Lombardy:

**114 bn € exports**, of which

- 9 bn € Food & Beverage
- 18 bn € Fashion
- 5 bn € Furniture
- 82 bn € Mechatronics



Furthermore

**28 bn €**

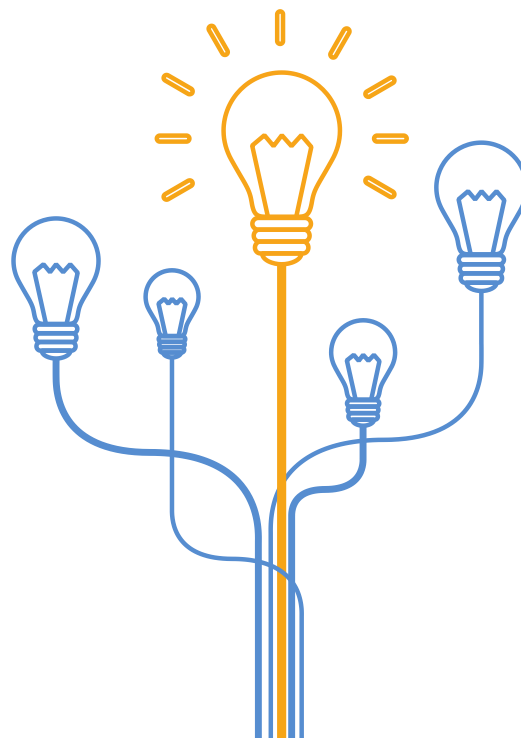
Exports **Chem & Pharma**

\* Manufacture of electric lighting are included in furniture, not in electrical devices  
Source: Assolombarda on Istat data (export 2022)

# Lombardy plays an important role in Italy as innovation hub

**17%**  
Population

**27%**  
Innovative  
startups



**23%**  
Highly-cited  
scientific articles

**31%**  
Patents

# Research institutions

13

Universities

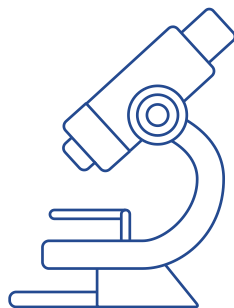


19

Institutes of Treatment and Research

2

Institute of Advanced Studies



3.5%

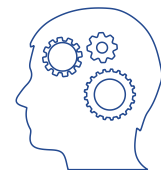
Ratio between research, innovation and development and GDP in 2021

5.09 bn €

R & D expenses in 2020

# To sum up: Lombardy as a knowledge hub

- a **multi- sectorial economy**, a manufacturing core integrated with highly knowledge-intensive services;
- a thick **network of small and medium firms** coexisting and interweaving with **large enterprises** and **multinational companies**;
- as many as **13 long-standing and prestigious universities**, closely connected to the entrepreneurial system;
- a strong specialization in knowledge-intensive sectors and the availability of **high-skilled human capital**.





**Thank you**

