

L'IDROGENO PER LA TRANSIZIONE ENERGETICA: LA STRATEGIA DELL'EUROPA E LE OPPORTUNITÀ PER L'ITALIA

Il Webinar inizierà tra pochi minuti.
I partecipanti non sentiranno audio finché
non verrà avviata la diretta.

L'IDROGENO PER LA TRANSIZIONE ENERGETICA: LA STRATEGIA DELL'EUROPA E LE OPPORTUNITÀ PER L'ITALIA

22 settembre 2020 | ore 10.30 - 12.30

Marcello Baricco Professore Ordinario - Università di Torino

Introduzione al webinar e moderatore

Maria Assumpció Rojo Torrent Industrial Development Strategy Coordinator - Hydrogen Europe

La strategia europea e la Clean Hydrogen Alliance

Antonio Panvini Direttore Generale - Comitato Termotecnico Italiano

Ettore Piantoni Coordinatore CT 212 "Uso razionale e gestione dell'energia" e Chairman CEN/CLC JTC 14 "Energy management and energy efficiency in the framework of energy transition" - Comitato Termotecnico Italiano

La garanzia di origine dell'idrogeno disciplinata dalla UNI CEI EN 16325: un importante tassello per il Green Deal Europeo

Massimo Santarelli Professore Ordinario - Politecnico di Torino

DEMOSOFC: Soluzioni innovative per il recupero energetico nella depurazione delle acque attraverso l'utilizzo di celle a combustibili a ossidi solidi

Paolo Sasso Head of O&M Gas Italy - ENEL Global Power Generation

Isole Verdi - Case study Ginostra

Viviana Cigolotti Ricercatrice - ENEA

H2Ports: Nuove sinergie per l'implementazione di tecnologie idrogeno in ambiente portuale

Marcello Baricco intervista **Luigi Crema** Vicepresidente di H2IT

MARCELLO BARICCO

Professore Ordinario
Università di Torino

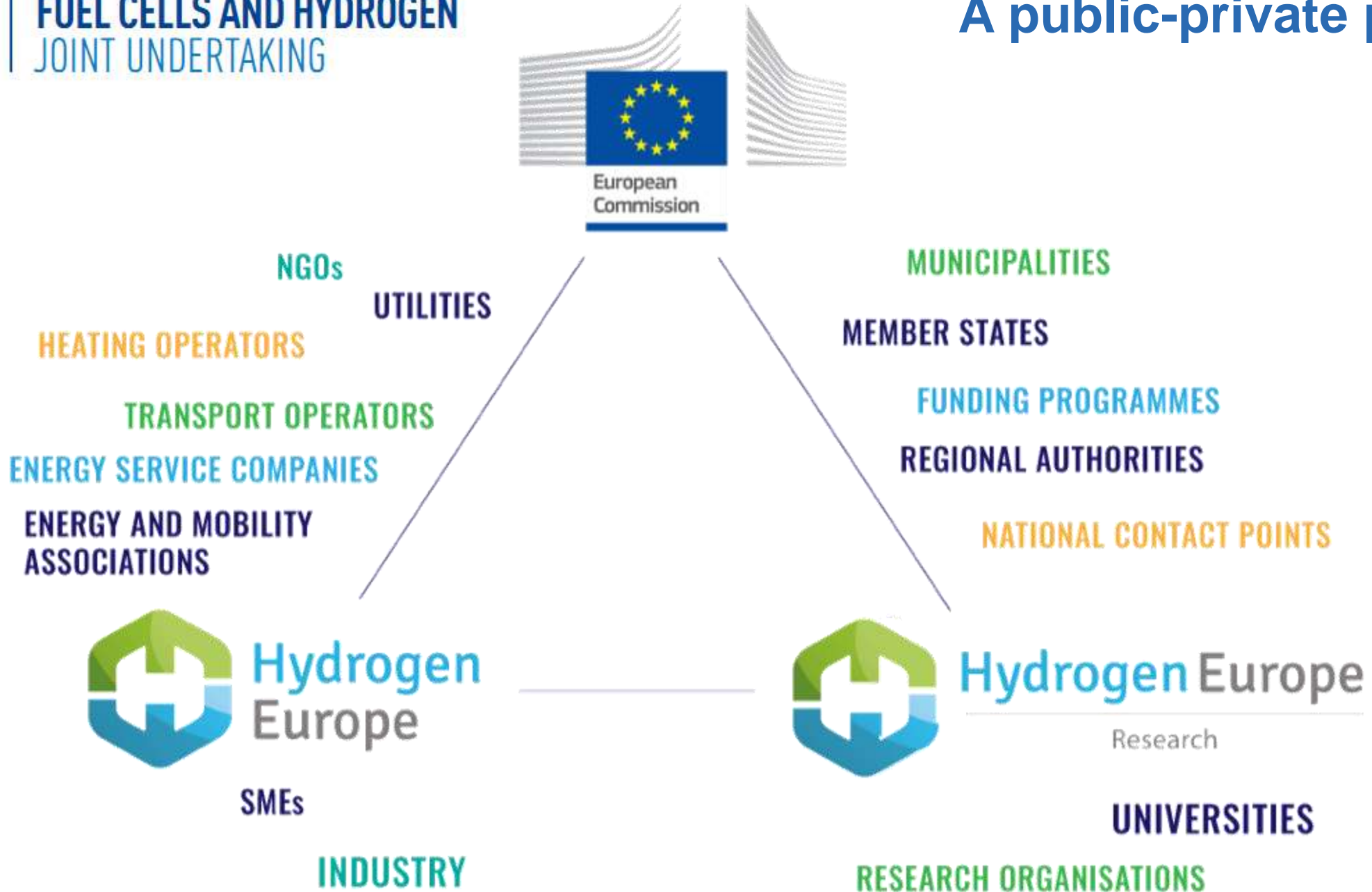
Introduzione al webinar e moderatore





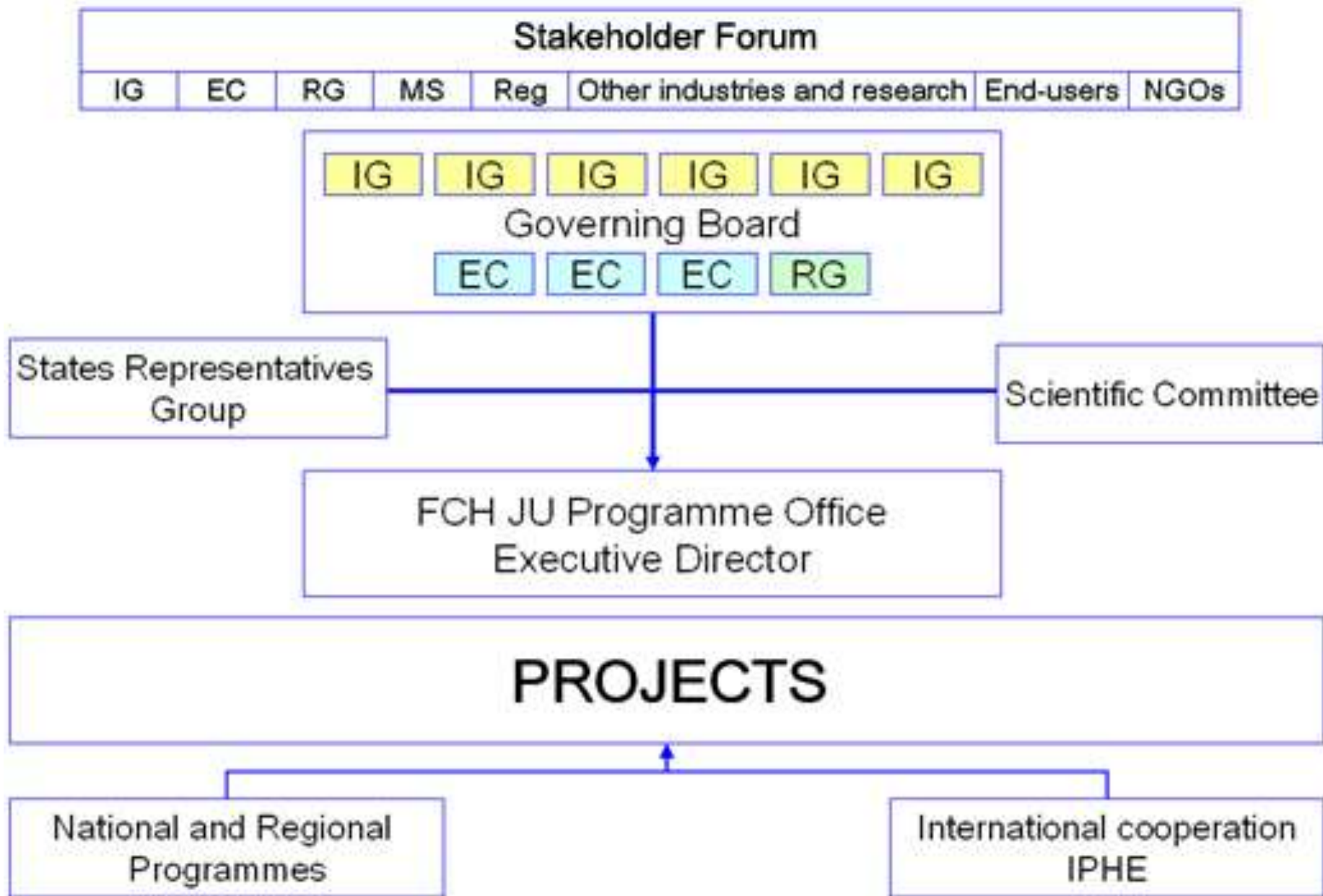
FUEL CELLS AND HYDROGEN JOINT UNDERTAKING

A public-private partnership





FUEL CELLS AND HYDROGEN
JOINT UNDERTAKING





Hydrogen Europe:

- Didier Stevens, Toyota
- Valérie Bouillon-Delporte, Michelin
- Nils Aldag, Sunfire GmbH
- Wolfram Schwab, Alstom Transport
- René Schutte, Gasunie
- Oliver Weinmann, Vattenfall



FUEL CELLS AND HYDROGEN
JOINT UNDERTAKING

Governing Board

European Commission:

- Patrick Child, Deputy Director-General of DG R&I
- Tudor Constantinescu, Principal Advisor to the Director General for DG Energy
- Herald Ruijters, Director Investment, Innovative and Sustainable Transport, DG MOVE

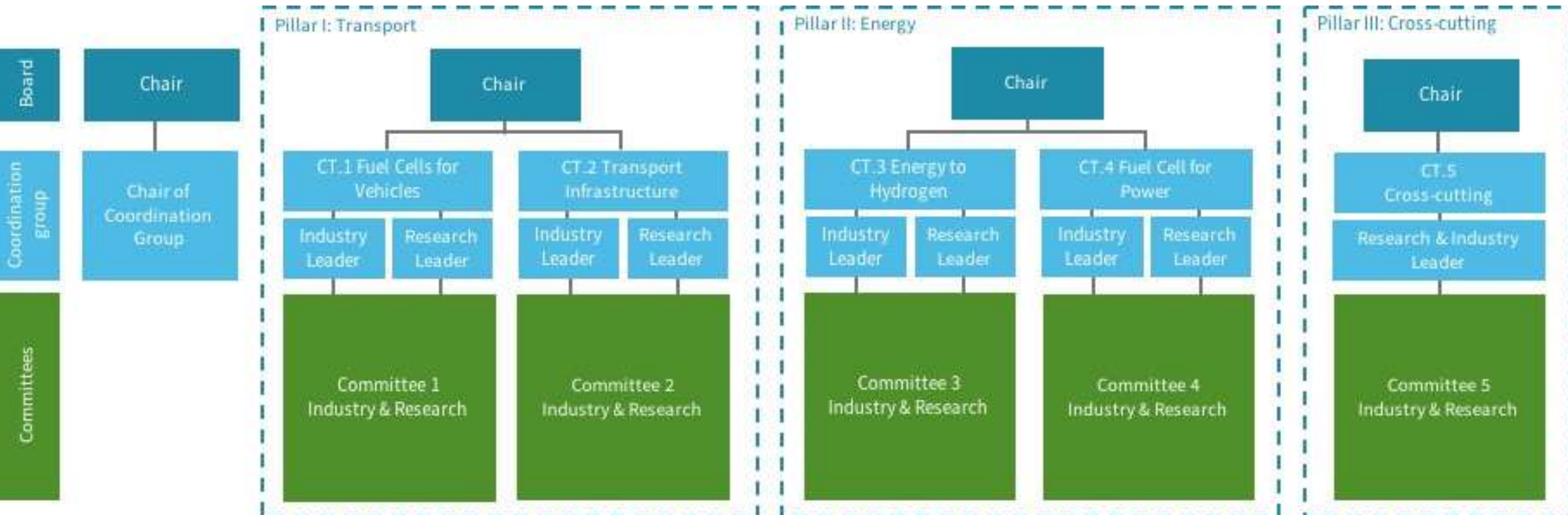
Hydrogen Europe Research:

- Laurent Antoni, CEA, Chair of Hydrogen Europe Research



<https://www.fch.europa.eu/>

Comitati Tecnici



L'Italia in | FUEL CELLS AND HYDROGEN JOINT UNDERTAKING



Marco **LICCARDO** (CNH/IVECO)
HYDROGEN EUROPE INDUSTRY BOARD
Transport

Marco **CHIESA** (SNAM)
HYDROGEN EUROPE INDUSTRY
TC5 - Cross cutting



Luigi **CREMA** (FBK Trento)
HYDROGEN EUROPE RESEARCH BOARD
TC1 - Fuel Cells for Vehicles

Cesare **PIANESE** (Un. Salerno)
HYDROGEN EUROPE RESEARCH BOARD
TC4 - Fuel Cells for Power



Aristide **MASSARDO** (Un. Genova)
Scientific Committee

Marcello **BARICCO** (Un. Torino)
Scientific Committee

<https://www.hydrogeneurope.eu/>

L'Italia in



FUEL CELLS AND HYDROGEN
JOINT UNDERTAKING



1. Ansaldo Energia S.p.A.
2. Baker Hughes
3. Falck Renewables
4. Fincantieri S.p.A
5. HYSYTECH S.r.l.
6. SNAM Spa
7. SOLIDpower SpA
8. UFI Innovation Center



1. CNR - Consiglio Nazionale delle Ricerche
2. ENEA - Agenzia per le Nuove Tecnologie, l'Energia e lo sviluppo economico sostenibile
3. FBK - Fondazione Bruno Kessler
4. Parthenope University of Naples
5. Politecnico Milano
6. Politecnico di Torino
7. University of Pisa
8. University of Tuscia
9. University of Genoa
10. University of Modena and Reggio
11. University of Perugia
12. University of Salerno
13. University of Turin

MARIA ASSUMPCIÓ

ROJO TORRENT

**Industrial Development Strategy
Coordinator - Hydrogen Europe**

La strategia europea e la Clean Hydrogen Alliance



Hydrogen
Europe

Webinar - L'idrogeno per la transizione energetica: la strategia dell'Europa e le opportunità per l'Italia

22.09.2020
10h30-12h30


A THRIVING EUROPEAN CONTEXT FOR H2

Clean Hydrogen among the four top priorities singled out by President Von Der Leyen for the Economic Recovery Plan + Mentioned 3 times in State of the Union speech last week



Kadri Simson a keen supporter of Clean Hydrogen potential for the clean Hydrogen transition and climate neutrality

H2 rocks, and I am committed to making it a success!



Industry, Member states, Regions, NGOs, Trade Unions, we are all working together to make EU economy greener and more resilient

VISION OF THE EUROPEAN HYDROGEN STRATEGY

Foundation/vision
↓
2x40GW in 2030

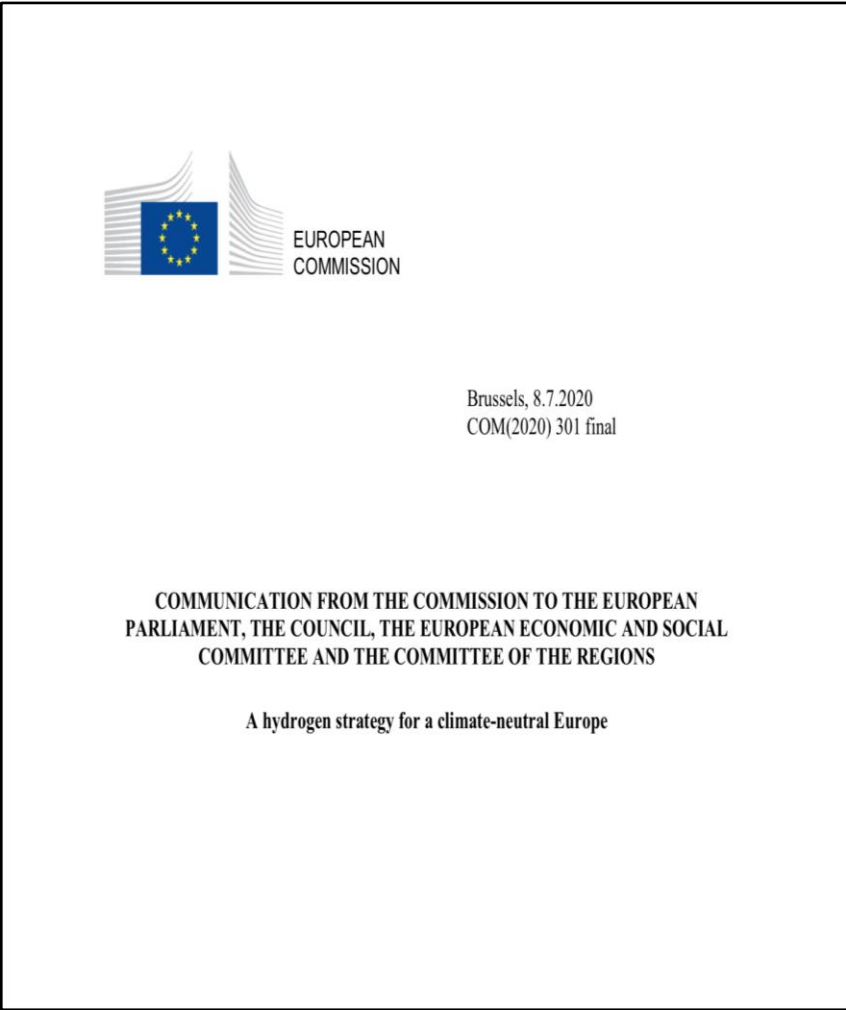
Installing at least **6 GW** of renewable hydrogen electrolyzers in the EU by **2024**

40 GW of renewable hydrogen electrolyzers by **2030**

Priority
↓
Renewable H2

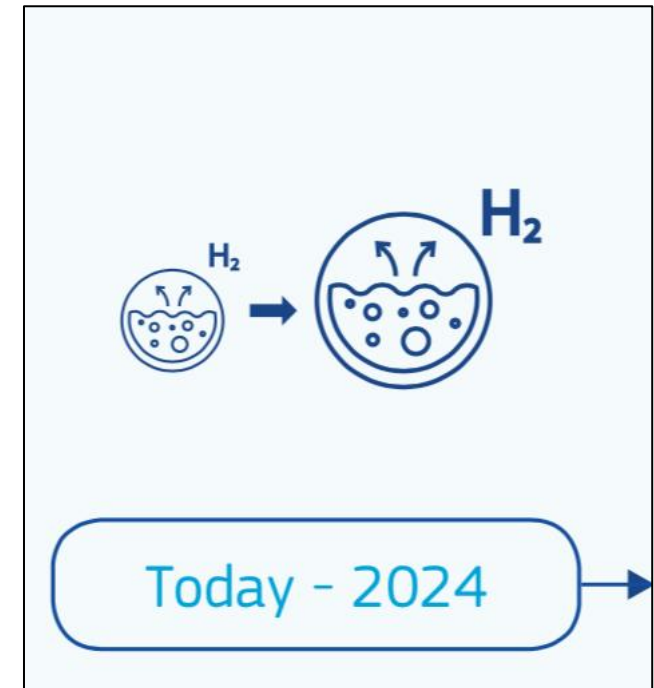
Develop renewable hydrogen, produced using mainly wind and solar energy – as the **most compatible option** with the EU’s Climate and industrial goals

In the short and medium term, however, other forms of low-carbon hydrogen are needed, primarily to rapidly reduce emissions from existing hydrogen production and support the parallel and future uptake of renewable hydrogen



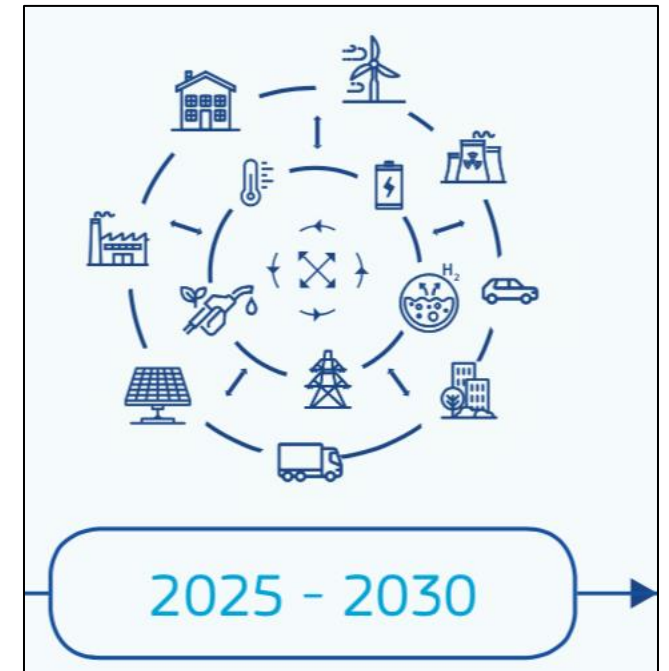
Phase 1 – 2020 to 2024

- Install at least **6 GW of renewable hydrogen electrolyzers in the EU.**
- Production of up to **1 million tonnes of renewable hydrogen** for the decarbonisation of existing hydrogen production.
- Scale up electrolyzers up to **100MW** next to existing demand centres (larger refineries, steel plants, and chemical complexes).
 - Ideally be powered directly **from local renewable electricity** sources.
 - Hydrogen refuelling stations will be needed for the uptake of hydrogen fuel-cell buses and at a later stage trucks.
 - Retrofitting of existing Hydrogen production facilities with CCU.
- Infrastructure requirements minimum as demand will be met close to production or on site. Some blending envisaged. Planning for medium range and backbone infra should begin.



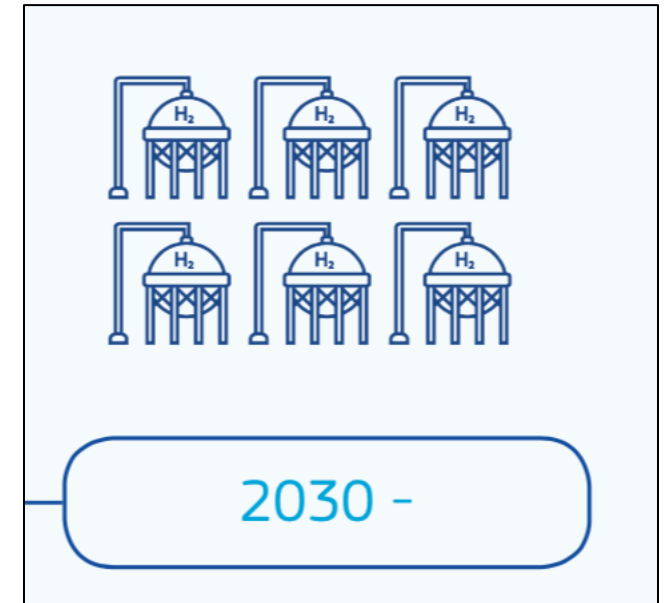
Phase 2: 2025-2030

- **Decarbonise** steelmaking, trucks, rail and some maritime transport applications, and other transport modes.
- **Renewable H2 for balancing** - daily and seasonal storage, backup and buffering.
- In **H2 valleys**: dedicated H2 infrastructure also can be used for heating in residential and commercial buildings.
- **EU-wide logistical infrastructure will emerge**, and steps taken to transport hydrogen to other regions.
- **Pan-European backbone hydrogen grid.**
- **Network of H2 refuelling stations** will have to be established.
- **International trade** in particular with the EU's neighbouring East and Southern countries.
- By 2030 the EU will aim at completing an **open and competitive EU hydrogen market**, with unhindered **cross-border trade** and efficient allocation of hydrogen supply among sectors.



Phase 3: 2030 onwards and towards 2050

- **Renewable hydrogen technologies should reach maturity and be deployed at large scale to reach all hard-to decarbonise sectors** where other alternatives might not be feasible or have higher costs.
- Renewable electricity production needs to massively increase as about **a quarter of renewable electricity might be used for renewable hydrogen production by 2050.**
- **Biogas** may also become important option to replace natural gas in h2 production facilities with CCS and create **negative emissions**, at condition that methane leakage is avoided and in line with biodiversity strategy.



European Clean Hydrogen Alliance



Create a pipeline of concrete projects + investment agenda



Create a sphere of trust for fast decision making



Kick starting the H2 economy in the absence of legislation

What is the Alliance?

Ambitious production and deployment of renewable and low carbon H2 by 2030 along the vision of the European Hydrogen Strategy



Industry stakeholders of the whole H2 value chain – production/transmission/demand sectors-, public authorities, civil society and financial institutions joining efforts

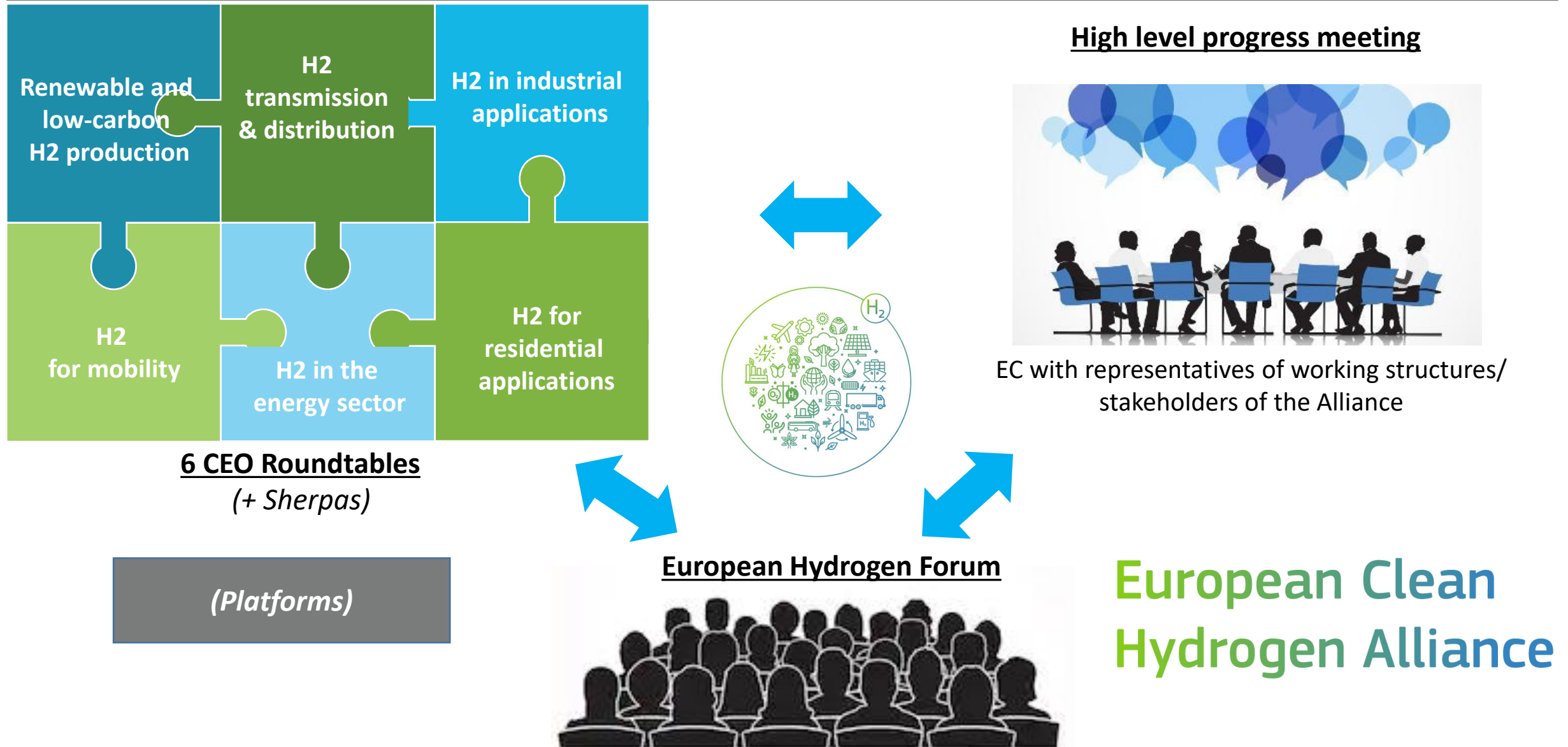
Creation of a competitive hydrogen ecosystem in Europe



European Commission + Industry leadership

Business oriented approach → leading role for industry

How is it organised ?



How is industry involved?

Industry-driven initiative

6 CEO led roundtables:

- 30 CEOs per RT + 15/20 others stakeholders
- Meeting twice/semester
- Preparatory work – Sherpas level

Participation

Membership Alliance = signature of ECH2A Declaration + publication

Membership RT =

- Application (*upcoming call*)
- Selection criteria (*size company, H2 footprint and geographical balance*)
- Publication

Status

+/- **300 CEOs** registered (*including vast majority of 110 signatories to HE CEOs Letter*)

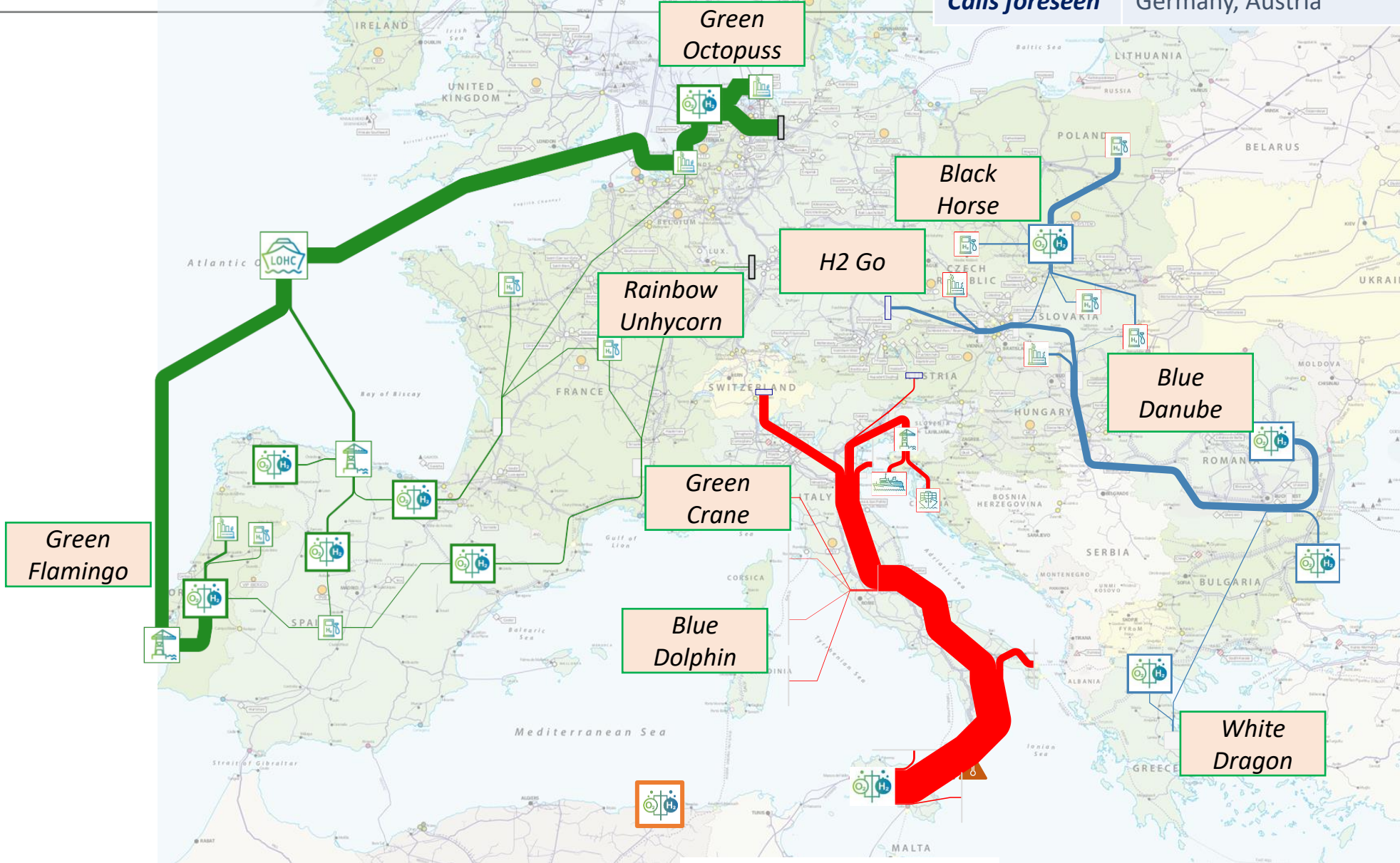
List of RT members not expected before 1st half October – direct CEO involvement a must/only EU companies

What is in the ECH2A agenda?

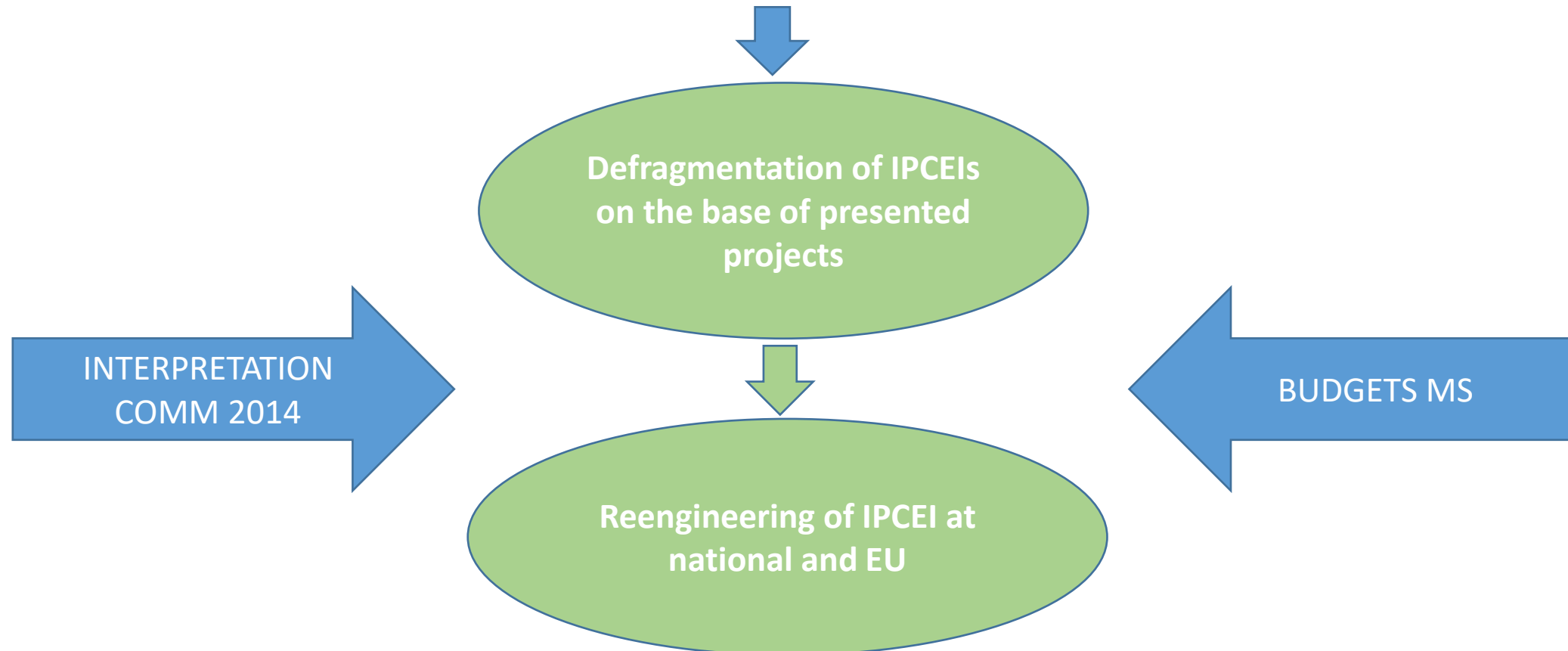
| 2020 | |
|---|--|
| 2 nd half September | <i>Call for participation to the ECH2A roundtables (2 weeks)</i> |
| October | <i>Publication of the roundtables members list and invitation to 1st meetings</i> |
| 2 nd half October/ Beginning November | <i>First meetings of the roundtables</i> |
| November | <i>Second meetings of the roundtables</i> |
| 26-27 November | <i>EU Hydrogen Forum (presentation preliminary draft pipeline investment projects)</i> |
| 2021 | |
| January-June | <i>Periodic meetings of the roundtables</i> |

THE IPCEIS OPPORTUNITY

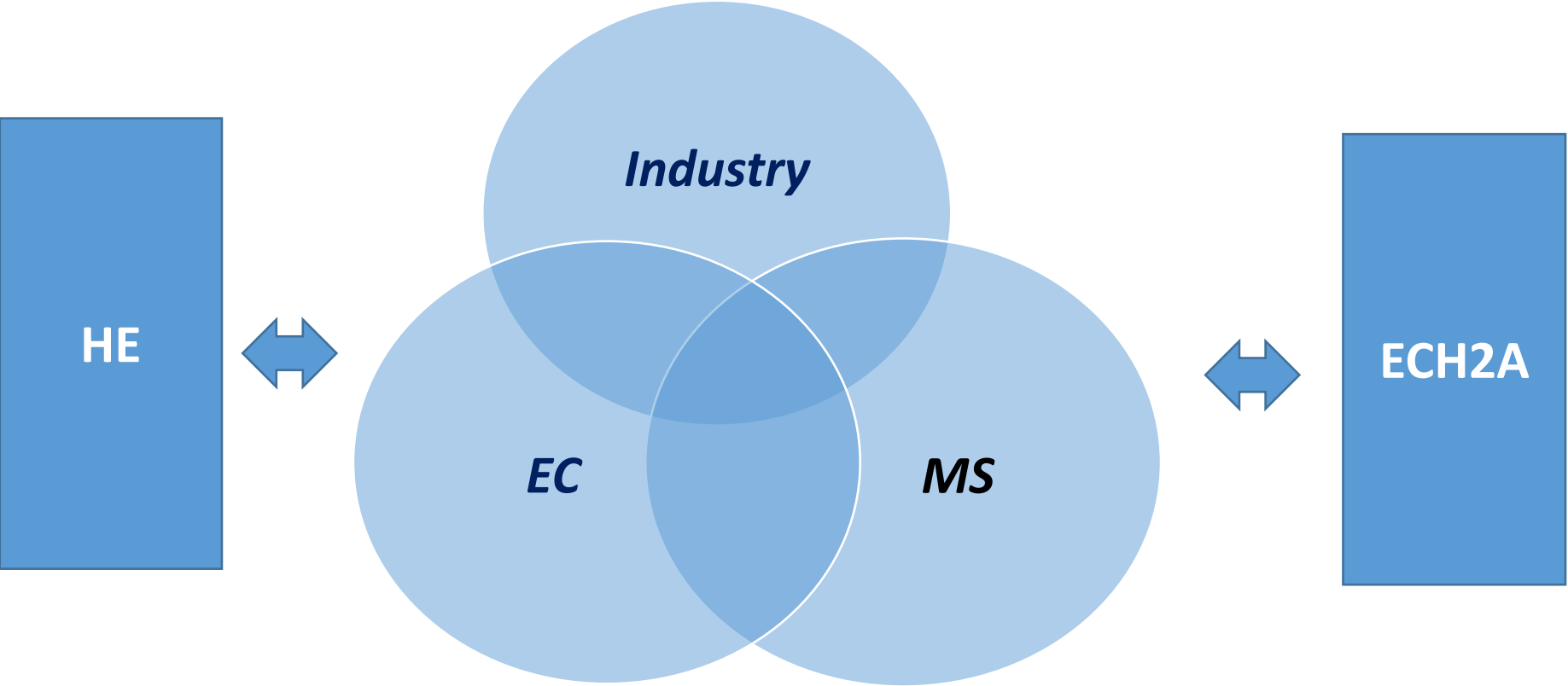
| | |
|-----------------------|---|
| Calls closed | Italy, France, Belgium, Portugal, Spain, Poland |
| Calls ongoing | Netherlands |
| Calls foreseen | Germany, Austria |



Concretisation of projects in view 1st IPCEI state aid submissions end 2020



ENGAGEMENT



COOPERATION



Contacts

Hydrogen Europe

Avenue de la Toison d'Or 56-60 box 5

BE-1060 Brussels

Tel.: +32 2 540 87 75

E-mail: secretariat@hydrogeneurope.eu

www.hydrogeneurope.eu

Follow us on [Twitter](#), [LinkedIn](#) and [Instagram](#)!

ANTONIO PANVINI

**Direttore Generale - Comitato Termotecnico
Italiano**

*La garanzia di origine dell'idrogeno disciplinata dalla
UNI CEI EN 16325: un importante tassello per il Green
Deal Europeo*

ENERGIA DALL'IDROGENO - L'idrogeno per la transizione energetica: la strategia dell'Europa e le opportunità per l'Italia
ANIMA, ASSOLOMBARDA, H2IT, FAST

Webinar – 22 settembre 2020

La garanzia di origine dell'idrogeno disciplinata dalla UNI CEI EN 16325: un importante tassello per il Green Deal Europeo

Antonio Panvini - CTI

Ettore Piantoni - Chairman CEN/CLC JTC 14 – Comat Servizi -

Rosanna Pietropaolo - GSE

panvini@cti2000.it

epiantoni@comatservizi.it

rosanna.pietropaolo@gse.it

CHI SIAMO

- **Ente associativo privato** senza scopo di lucro
- Opera sotto mandato **UNI** (Ente italiano di normazione) e all'interno del sistema **UNI-Enti Federati**
- Sviluppa **norme tecniche nazionali** e **internazionali** nel settore della termotecnica, dell'energia, dell'efficienza energetica e di aspetti connessi come la sostenibilità

Le norme tecniche sono **elaborate dai Soci CTI** con un processo **bottom-up** e rispondono alle esigenze di **mercati** e **stakeholder**

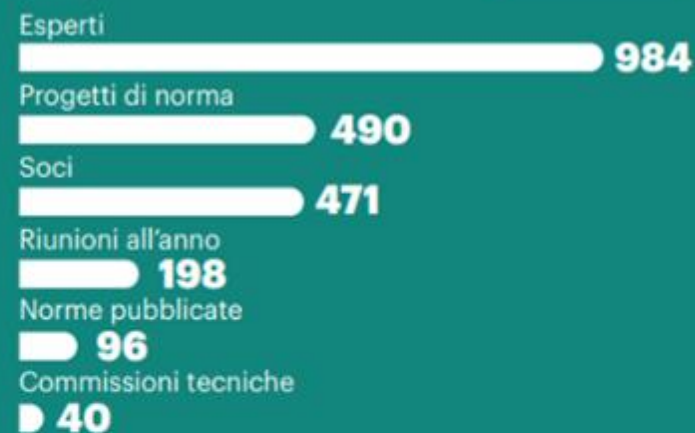
Attività normativa

Per il mercato

- Il CTI produce **documenti normativi** per UNI
- Il CTI formula la **posizione nazionale** in ambito CEN e ISO



I NUMERI DEL 2019



L'ATTIVIT  NORMATIVA



Cosa stiamo facendo al CTI: stiamo pensando al domani

- **Migliore modellazione dell'edificio e dell'impiantistica** termotecnica per la gestione di sistemi sempre più integrati tra loro in un contesto sempre più Smart
- Nuovo approccio ai **dati climatici** per la progettazione termotecnica, in un clima che cambia velocemente
- **Sostenibilità delle fonti energetiche:** biocarburanti, **biometano**, idrogeno, residui e sottoprodotti
- **Resilienza** e resistenza agli eventi NATECH **degli impianti Seveso**
- Nuovi strumenti per la **finanza sostenibile dell'efficienza energetica:** Valutazioni economiche degli investimenti, contrattualistica, misura e monitoraggio dell'energia, qualificazione delle persone e qualità delle loro attività
- Sviluppo di **sistemi di gestione dell'energia** sempre più performanti e integrati **nell'economia circolare**

DIRETTIVA (UE) 2018/2001 DEL PARLAMENTO EUROPEO E DEL CONSIGLIO
dell'11 dicembre 2018

sulla promozione dell'uso dell'energia da fonti rinnovabili

(rifusione)

Articolo 19

Garanzie di origine dell'energia da fonti rinnovabili



1. Per dimostrare ai clienti finali la quota o la quantità di energia da fonti rinnovabili nel mix energetico di un fornitore di energia e nell'energia fornita ai consumatori in base a contratti conclusi con riferimento al consumo di energia prodotta da fonti rinnovabili, gli Stati membri assicurano che l'origine dell'energia da fonti rinnovabili sia garantita come tale ai sensi della presente direttiva, in base a criteri obiettivi, trasparenti e non discriminatori.

6. Gli Stati membri o gli organi competenti designati predispongono gli opportuni meccanismi per assicurare che le garanzie di origine siano rilasciate, trasferite e annullate elettronicamente e siano precise, affidabili e a prova di frode. Gli Stati membri e le autorità competenti designate assicurano che gli obblighi che impongono siano conformi alla norma CEN - **EN 16325**.

7. La garanzia di origine indica almeno:

a) la fonte energetica utilizzata per produrre l'energia e le date di inizio e di fine della produzione;

b) se la garanzia di origine riguarda:

i) l'energia elettrica;

ii) il gas, incluso l'idrogeno; o

iii) il riscaldamento o il raffrescamento;

Garanzia di origine: revisione della EN 16325

★ CEN/CLC/JTC 14

Energy management and energy efficiency in the framework of energy transition

Status: Active

Secretariat: UNI

Secretary: Mr A. Panvini ✉ (panvini@cti2000.it) (Appointed on 2017-10-12)

Chairperson: Mr E. Piantoni (Appointed on 2019-01-29)

CCMC PM: Mrs A. Nam ✉ (aNam@cencenelec.eu)

Interfacciato dal Gruppo di lavoro nazionale
CTI/CEI : CT 212 GL 1 «GGE»

Work programme

Alerts

Technical body substructure

Technical body details

Participation

Timeline

Technical body Sub-structure:

| Reference | Technical body title |
|-------------------------------------|---|
| CEN/CLC/JTC 14/WG 1 | Energy audits |
| CEN/CLC/JTC 14/WG 2 | Energy management and related services |
| CEN/CLC/JTC 14/WG 3 | Energy efficiency and saving calculations |
| CEN/CLC/JTC 14/WG 4 | Energy financial aspects |
| CEN/CLC/JTC 14/WG 5 | Guarantees of Origin related to energy |

Garanzia di origine: revisione della EN 16325

★ CEN/CLC/JTC 14/WG 5

Guarantees of Origin related to energy

Status: Active
Secretariat: NEN
Secretary: Mr L. de Waart (Appointed on 2020-01-07)
Convenor: Mr D. Pol (Appointed on 2019-11-19)

ESPERTI ITALIANI nominati dal GGE

- GSE
- SNAM
- CONSORZIO ITALIANO BIOGAS (CIB)

Work programme

Alerts

Technical body substructure

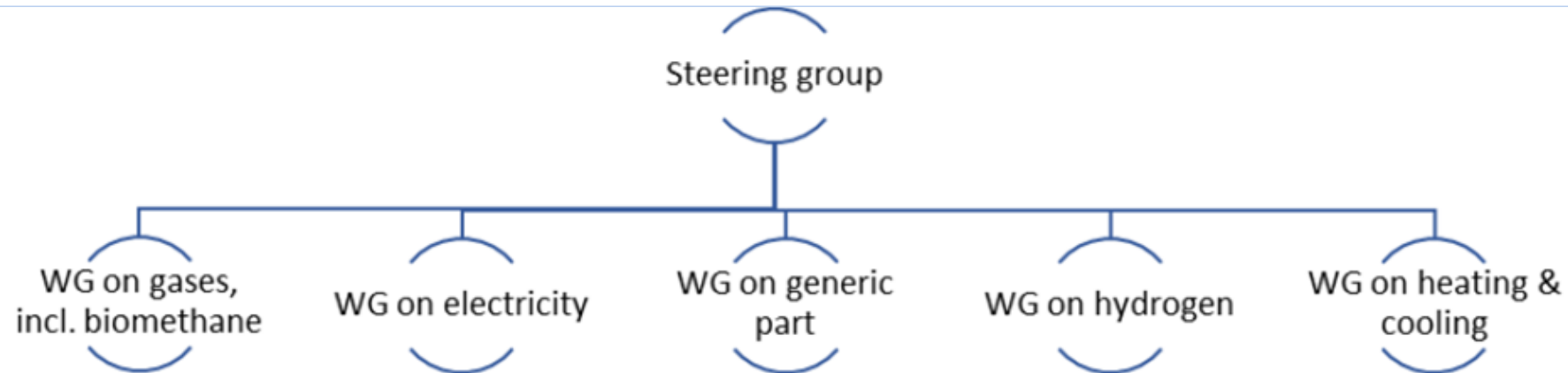
Technical body details

Participation

Timeline

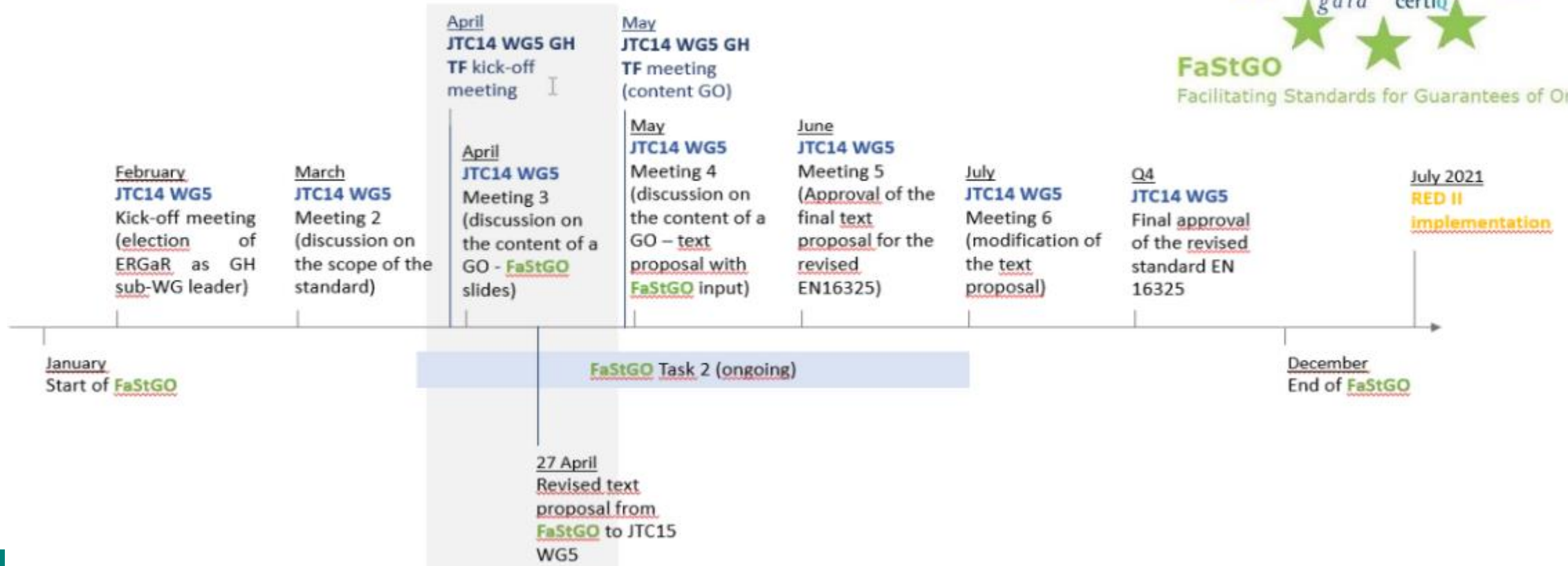
Number of Results: 2 Alerts: 0

| WI Number | Reference | Title | WI Status | Standard Status |
|-----------|-----------------------|--|-----------|-----------------|
| JT014013 | EN 16325:2013+A1:2015 | Guarantees of Origin related to energy - Guarantees of Origin for Electricity | Active | Published |
| JT014019 | prEN 16325 rev | Guarantees of Origin related to energy - Guarantees of Origin for Electricity and Hydrogen | Active | Not Published |



Revisione della EN 16325 – Il progetto FaStGO

- FaStGO è un progetto finanziato dalla Commissione Europea, finalizzato a fornire un supporto tecnico per l'identificazione dei requisiti per facilitare il processo di standardizzazione del sistema di certificazione delle Garanzie di Origine sulla base della Direttiva (UE) 2018/2001.
- Il **WG 5 sta lavorando a stretto contatto con FaStGO** : obiettivo **Luglio 2021**



Revisione della EN 16325 – I principali temi in discussione nel WG 5

Ultima riunione 9 luglio – **Prossimo incontro 5 ottobre**

Categorizzazione dei gas.

Al momento è stato condiviso di:

- ✓ **mantenere distinti**, nell'ambito della definizione dello schema di certificazione mediante Garanzia di Origine, i due vettori energetici «**idrogeno**» e «**gas idrocarburici**»;
- ✓ **non considerare come conversione energetica la miscelazione** (blending) dell'idrogeno con i gas idrocarburici nella rete del gas naturale;
- ✓ esaminare **soluzioni «amministrative»** per la gestione del processo di miscelazione tali da assicurare il **minor impatto possibile** sulla gestione dello schema di GO.

L'Idrogeno Rinnovabile (Green Hydrogen) immesso nella Rete del Gas può essere oggetto di emissione di Garanzia di Origine di Idrogeno Rinnovabile (Hydrogen GO)

La materialità delle misure di mitigazione e adattamento ai cambiamenti climatici

22.6.2020

IT

Gazzetta ufficiale dell'Unione europea

L 198/13

REGOLAMENTO (UE) 2020/852 DEL PARLAMENTO EUROPEO E DEL DEL CONSIGLIO

del 18 giugno 2020

relativo all'istituzione di un quadro che favorisce gli investimenti sostenibili e recante modifica del regolamento (UE) 2019/2088

(Testo rilevante ai fini del SEE)



ETTORE PIANTONI

**Coordinatore CT 212 "Uso razionale e gestione dell'energia"
e Chairman CEN/CLC JTC 14 "Energy management and energy
efficiency in the framework of energy transition"
Comitato Termotecnico Italiano**

*La garanzia di origine dell'idrogeno disciplinata dalla UNI CEI EN
16325: un importante tassello per il Green Deal Europeo*

Criteria TEG for the production of Hydrogen

| | Substantial contribution to Climate Change Mitigation | DNSH to adaptation | DNSH to water | DNSH to Circular Economy | DNSH to Pollution | DMSH to Ecosystem |
|----------|---|--|---|---|--|--|
| Criteria | <p>Emissioni dirette di CO₂ per la produzione di H₂: 5,8 tCO_e/tH₂</p> <p>EnPi produzione elettrolitica H₂ Elettricità usata < 58 MWh/tH₂</p> <p>Elettricità utilizzata per produrre H₂ < 100 gCO₂/kWh_e</p> | <ul style="list-style-type: none"> Riduzione dei rischi climatici sull'attività Supporto alle misure di adattamento climatico delle altre attività | Conformità alla legislazione Europea sull'Acqua | Produzione di H ₂ nel contesto di impianti petrolchimici la generazione di rifiuti deve essere conforme alla BAT del settore Refining of Mineral Oil and Gas | <ul style="list-style-type: none"> Applicazione delle BAT – AEL Requisito minimo di certificazione EN ISO 14001 EMAS o equivalente | <ul style="list-style-type: none"> Environmental Impact Assessment 2014/52/EU Strategic Environmental Assessment 2001//42/EC (o equivalenti) Conservazione biodiversità nella aree protette |

Il programma degli atti legislativi



Companies
under Art.
19a or 29a
of the
NFRD

Adoption DA: Specifying
disclosure obligations for
financial and non-financial
companies

1 **Disclosures for activities
related to cc mitigation and
adaptation** (covering the
financial year 2021, publication in
the course of 2022)

2 **Disclosures for activities
related to all environmental
objectives** (covering the
financial year 2022, publication in
the course of 2023)

31/12/2020

01/06/2021

31/12/2021

31/12/2022

Adoption DA: Technical
screening criteria for cc
mitigation and cc adaptation

Adoption DA: Technical
screening criteria for the other
environmental objectives

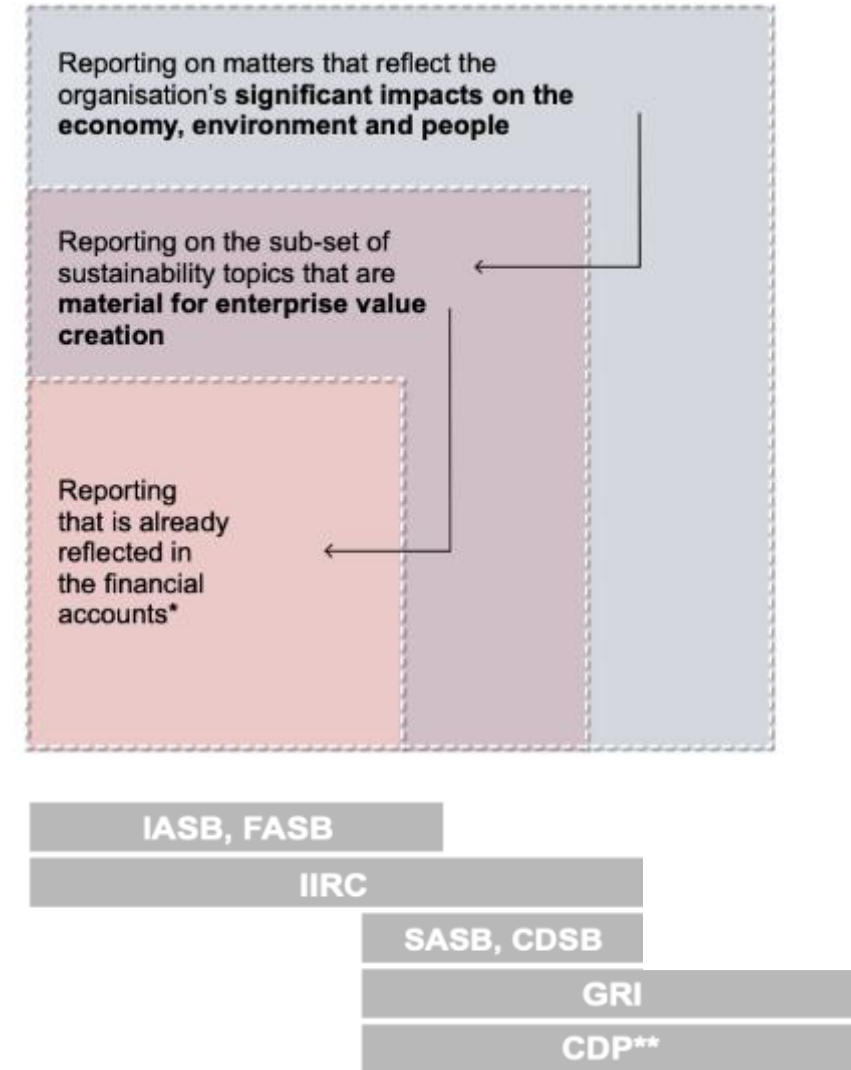
3 **Disclosures in relation to cc
mitigation and adaptation** in
periodic reports, pre-contractual
disclosures and on websites

4 **Disclosures in relation to all
environmental objectives** in
periodic reports, pre-contractual
disclosures and on websites

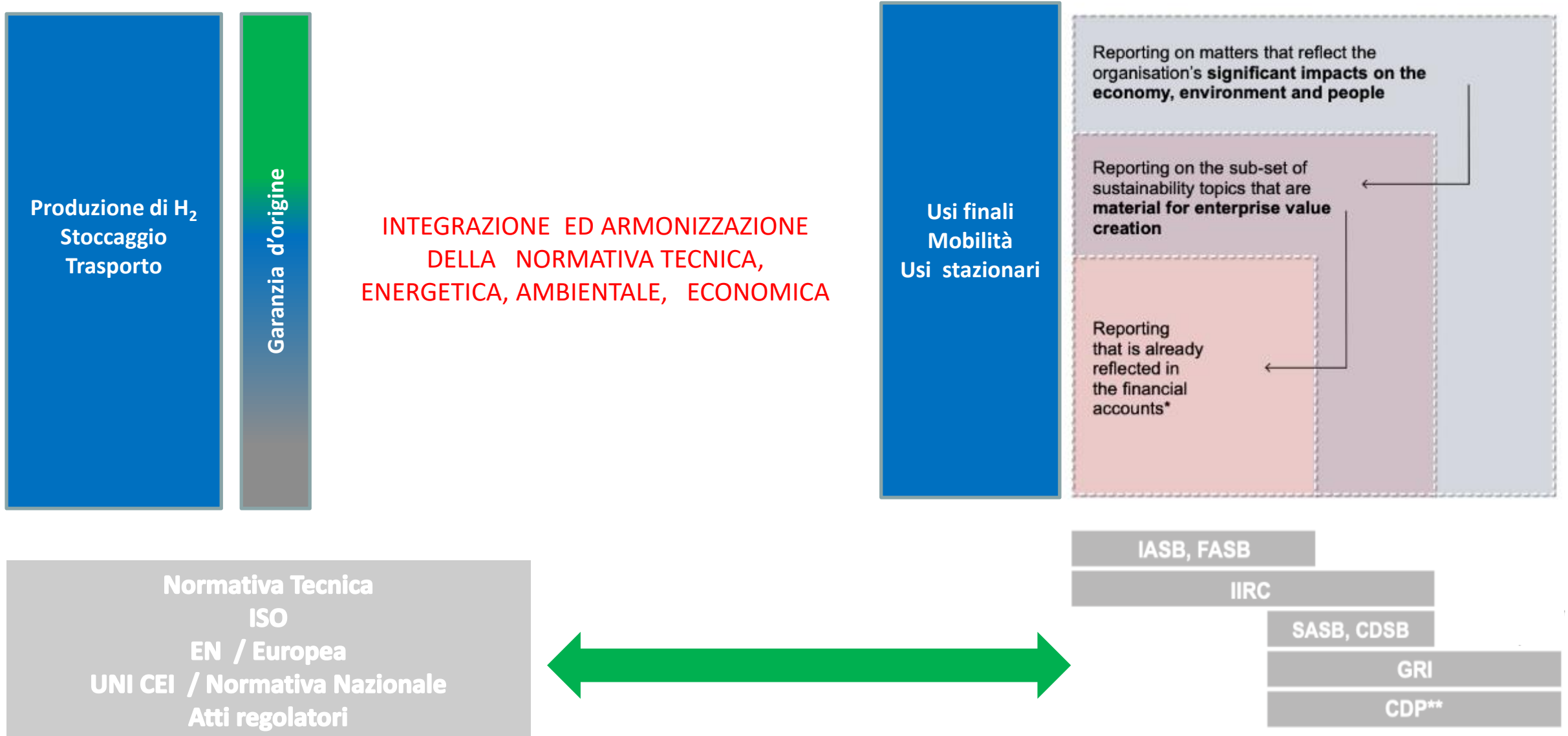


Financial
market
Participants

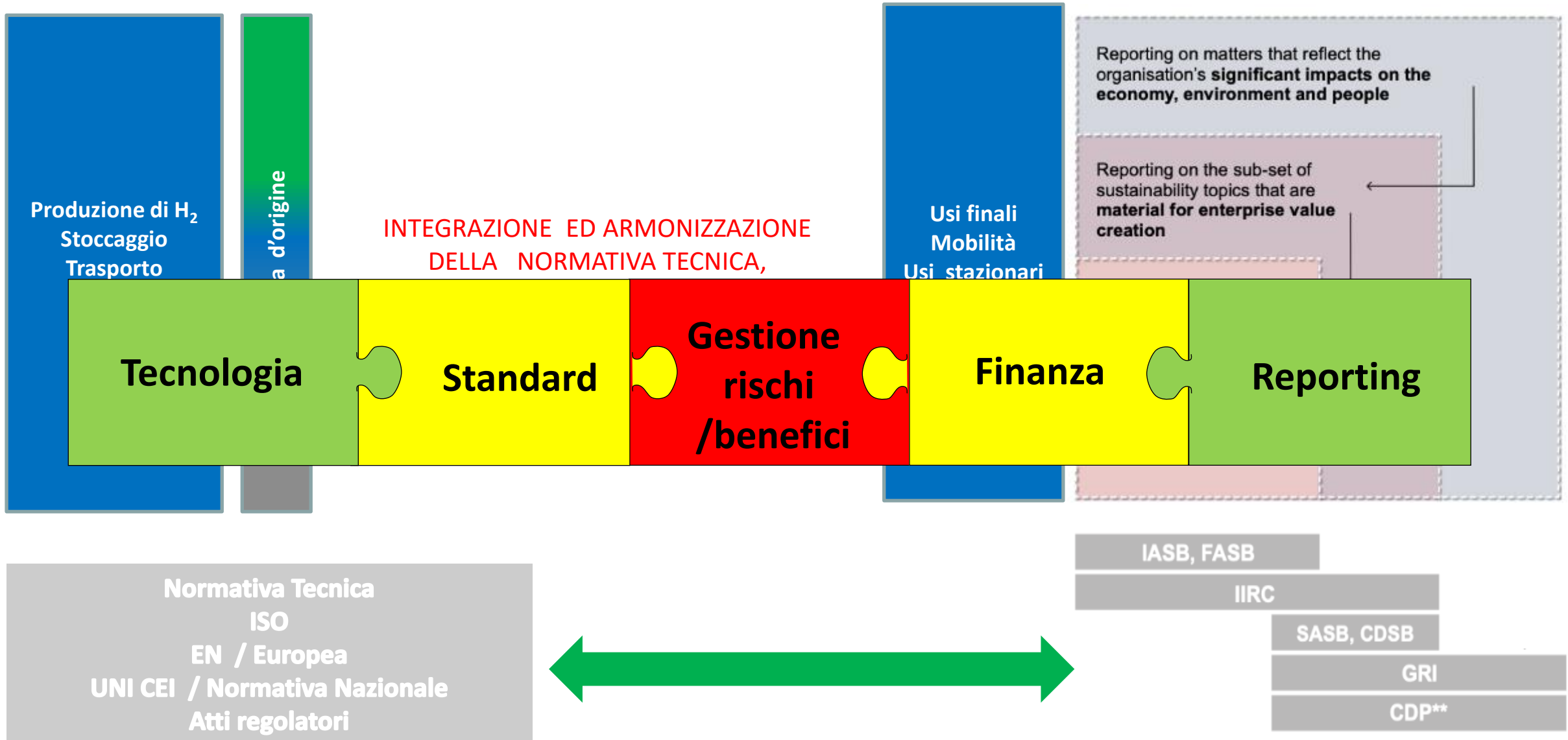
Take Away: Le norme permettono la gestione del rischio su tutta la catena del valore



Take Away: Le norme permettono la gestione del rischio su tutta la catena del valore



Take Away: Le norme permettono la gestione del rischio su tutta la catena del valore



Elaborazione da "Statement of intent to work together towards a comprehensive corporate reporting. CDP,CDSB, GRI, IIRC, SASB Sept. 11, 2020"

The collage features several key media assets:

- Magazines:**
 - ENERGIA e DINTORNI* (February 2019 issue) with a lightbulb graphic and the headline "Trovarla la tua azienda con la tecnologia innovativa di IBT Group".
 - LA TERMOTECNICA* (January 2019 issue) with the headline "Gestiamo la vostra energia e-on".
 - UN MONDO FATTO* (January 2019 issue) with the headline "Approvato il nuovo Statuto UNI".
- Website Screenshot:** The main website of the Comitato Termotecnico Italiano (CTI) with the header "cultura e normativa del settore termotecnico sito del Comitato Termotecnico Italiano". It includes a navigation menu and various content blocks such as "Attività Normativa", "Libretto di Impianto", and "Rapporto Annuale sulla Qualità".
- Social Media:** A LinkedIn post from CTI Energia e Ambiente dated 12/09/2018, and a Facebook post from the Comitato Termotecnico Italiano dated 10/09/2018.

Grazie

Grazie



MASSIMO SANTARELLI

Professore Ordinario - Politecnico di Torino

DEMOSOFC: Soluzioni innovative per il recupero energetico nella depurazione delle acque attraverso l'utilizzo di celle a combustibili a ossidi solidi





DEMOSOFC: soluzioni innovative per il recupero energetico nella depurazione delle acque attraverso l'utilizzo di celle a combustibili a ossidi solidi

Prof. Massimo Santarelli, PhD
Department of Energy, Politecnico di Torino (IT)

L'idrogeno per la transizione energetica: la strategia dell'Europa e le opportunità per l'Italia

H2IT, 22 Settembre 2020



POLITECNICO
DI TORINO



Imperial College
London

H2020 Fuel Cells and Hydrogen 2 Joint Undertaking under Grant Agreement No. 671470 Demonstration of large SOFC systems fed with biogas from WWTP



SOFC:

Highest efficiency in energy recovery from biogas 50-56%

Industrial size SOFC plant in Europe (174 kW_e + 90 kW_{th}) fed by biogas from sewage sludge

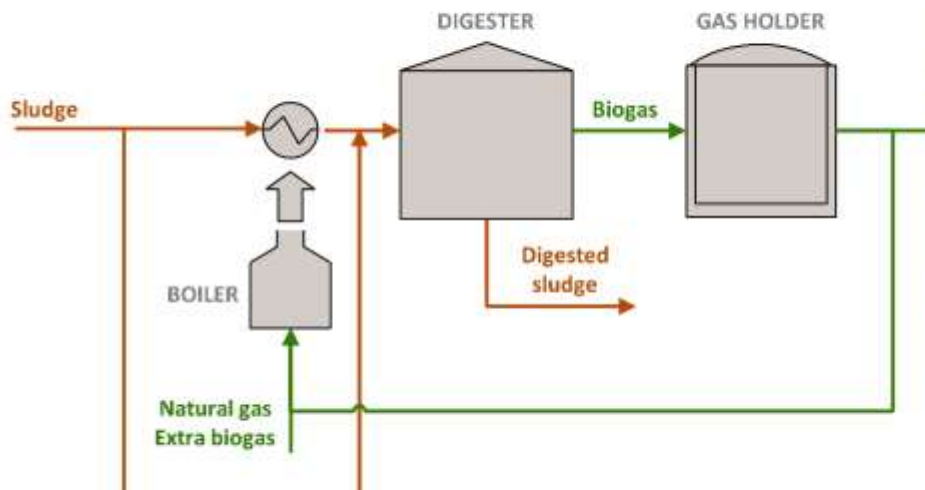


POLITECNICO DI TORINO



Imperial College London ₂

Plant layout





Gas holder

Sludge HEX room

Biogas

Electrical

HRU water

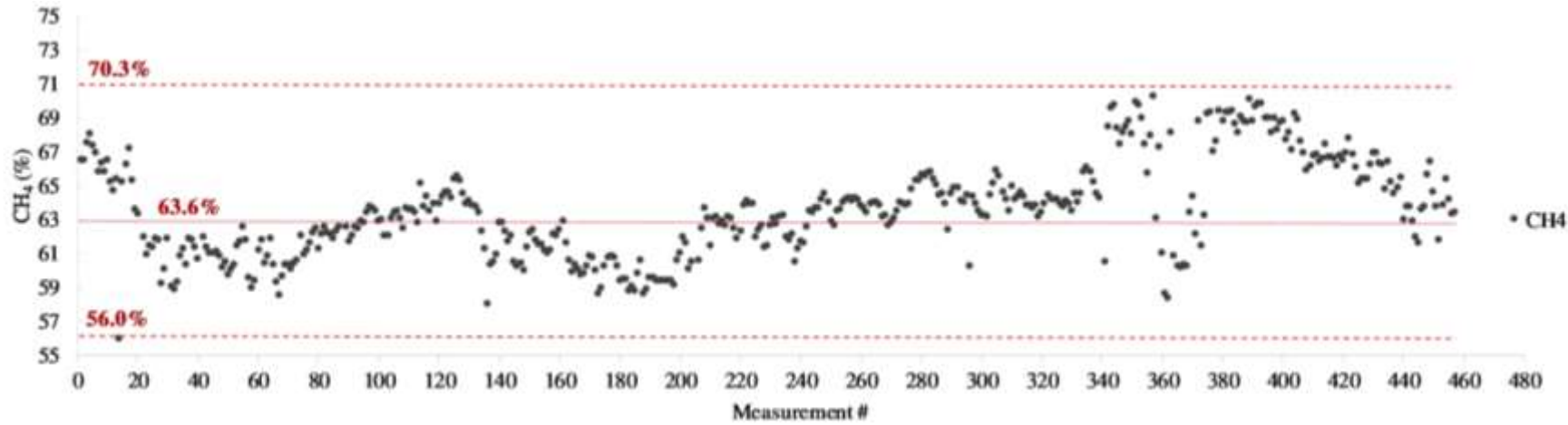
Cmp air

Electrical connection

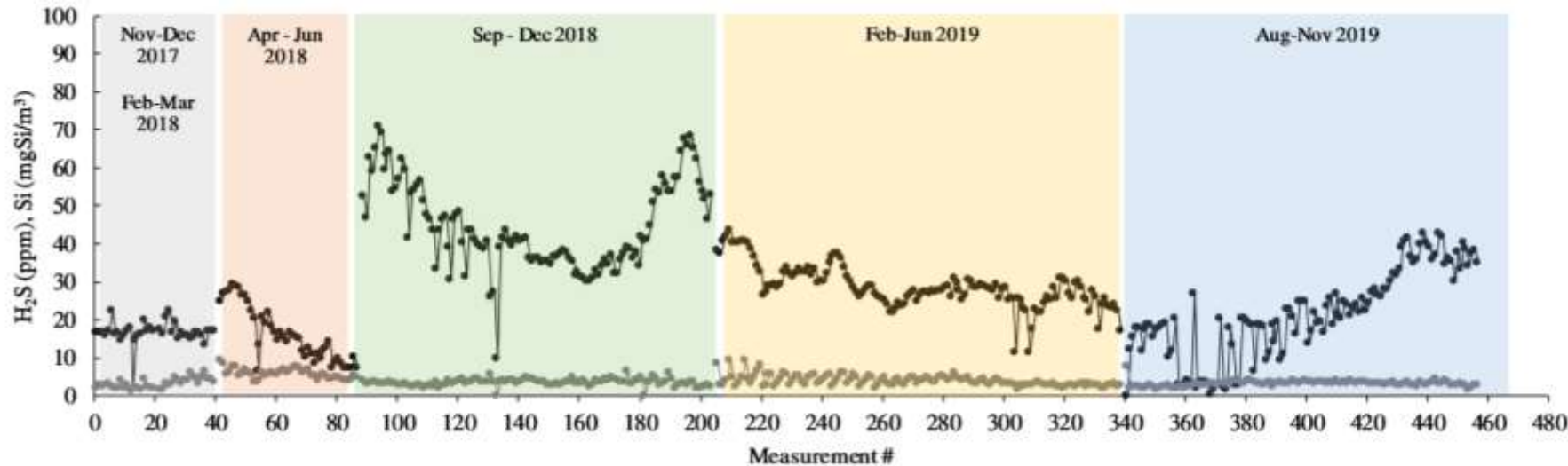
Grid interface



Issue: Biogas purification

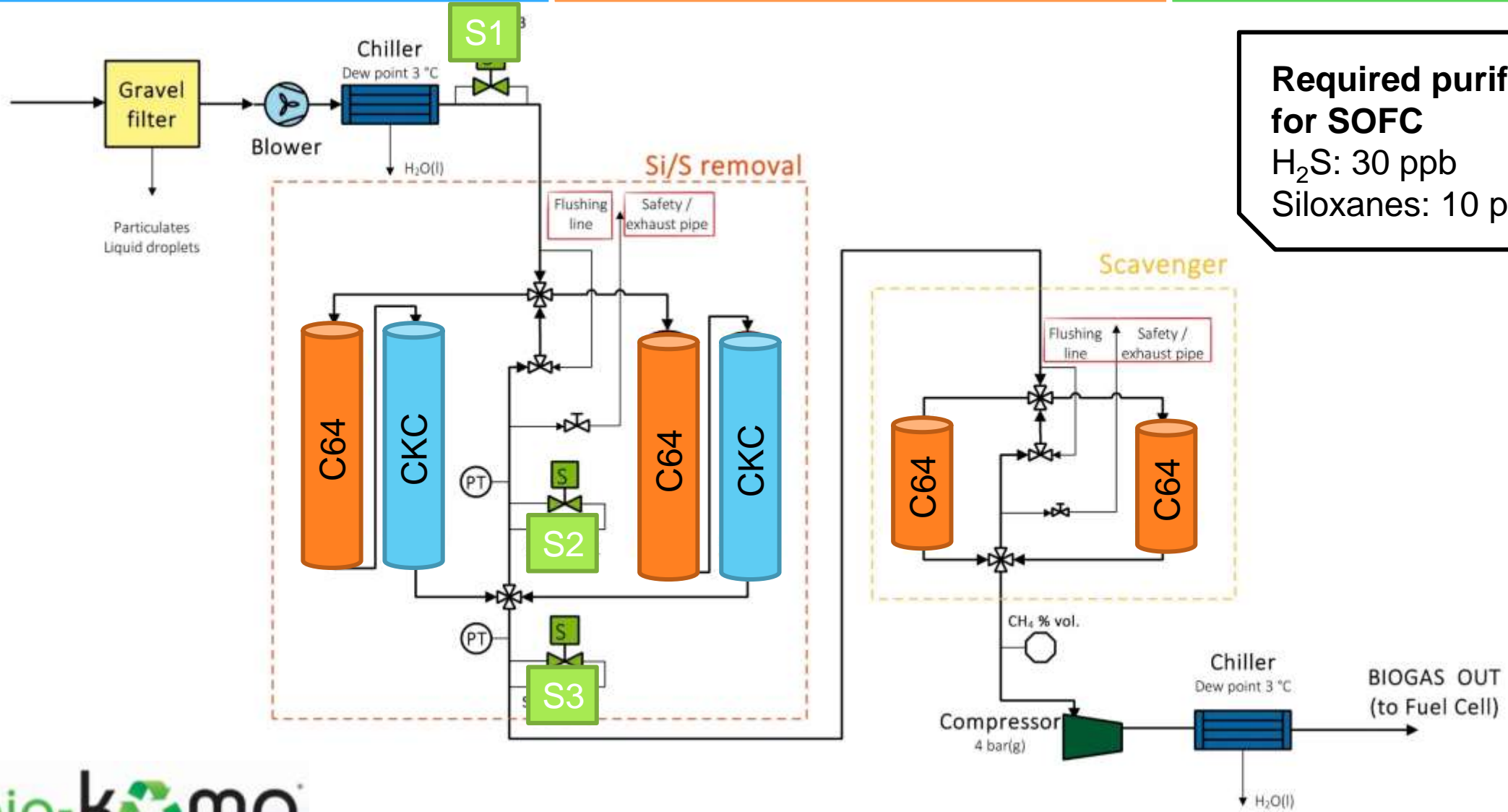


| | H ₂ S (ppm) | Si (mgSi/m ³) | CH ₄ (%) |
|---------|------------------------|---------------------------|---------------------|
| Average | 28.66 | 3.78 | 63.57 |
| Min | 0.00 | 0.00 | 56.04 |
| Max | 71.05 | 9.43 | 70.35 |



Contaminants

Biogas purification system: lead & lag configuration



Required purification level for SOFC
 H_2S : 30 ppb
 Siloxanes: 10 ppb

Biogas purification system



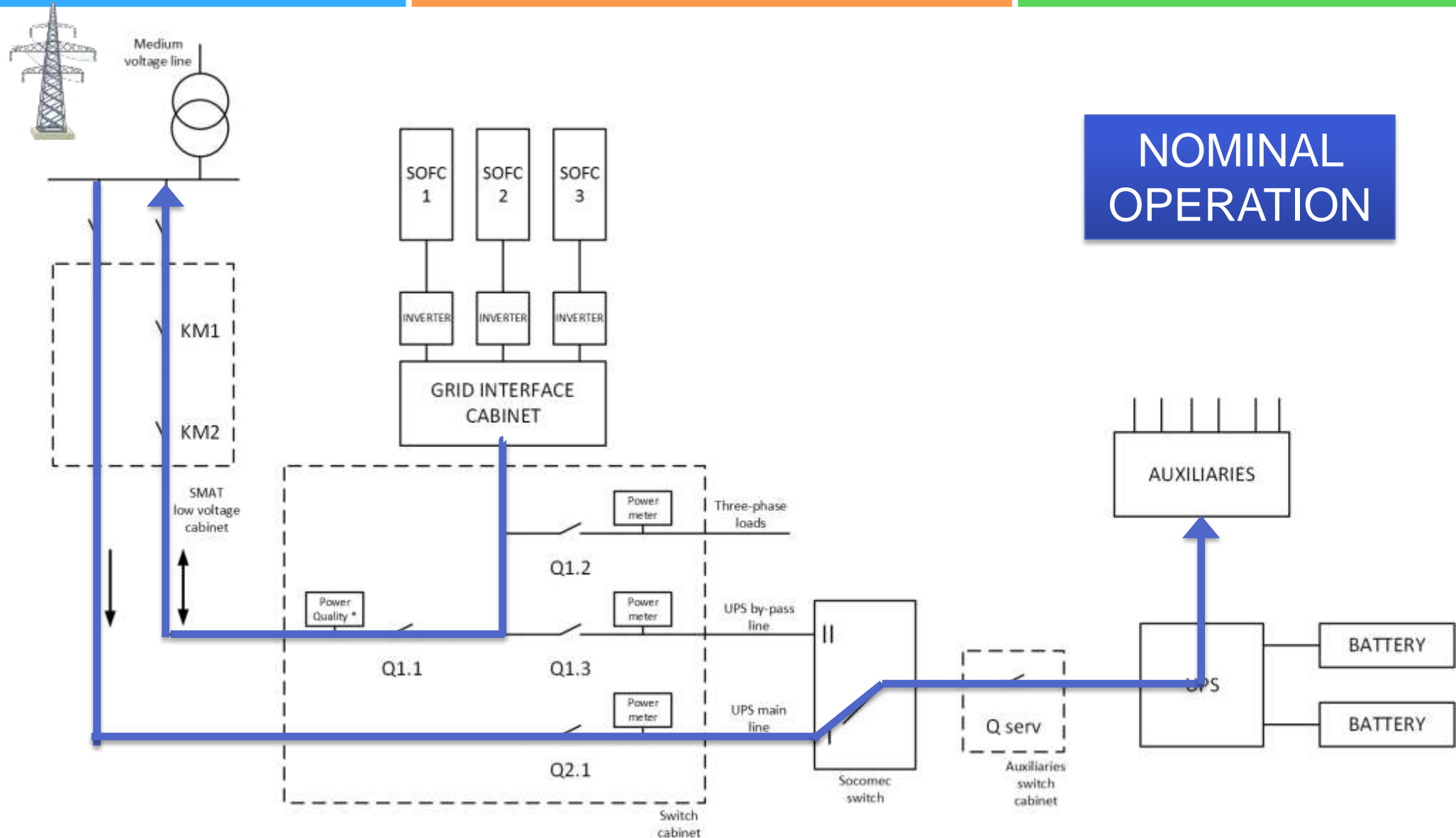
bio-komp™
compression technology



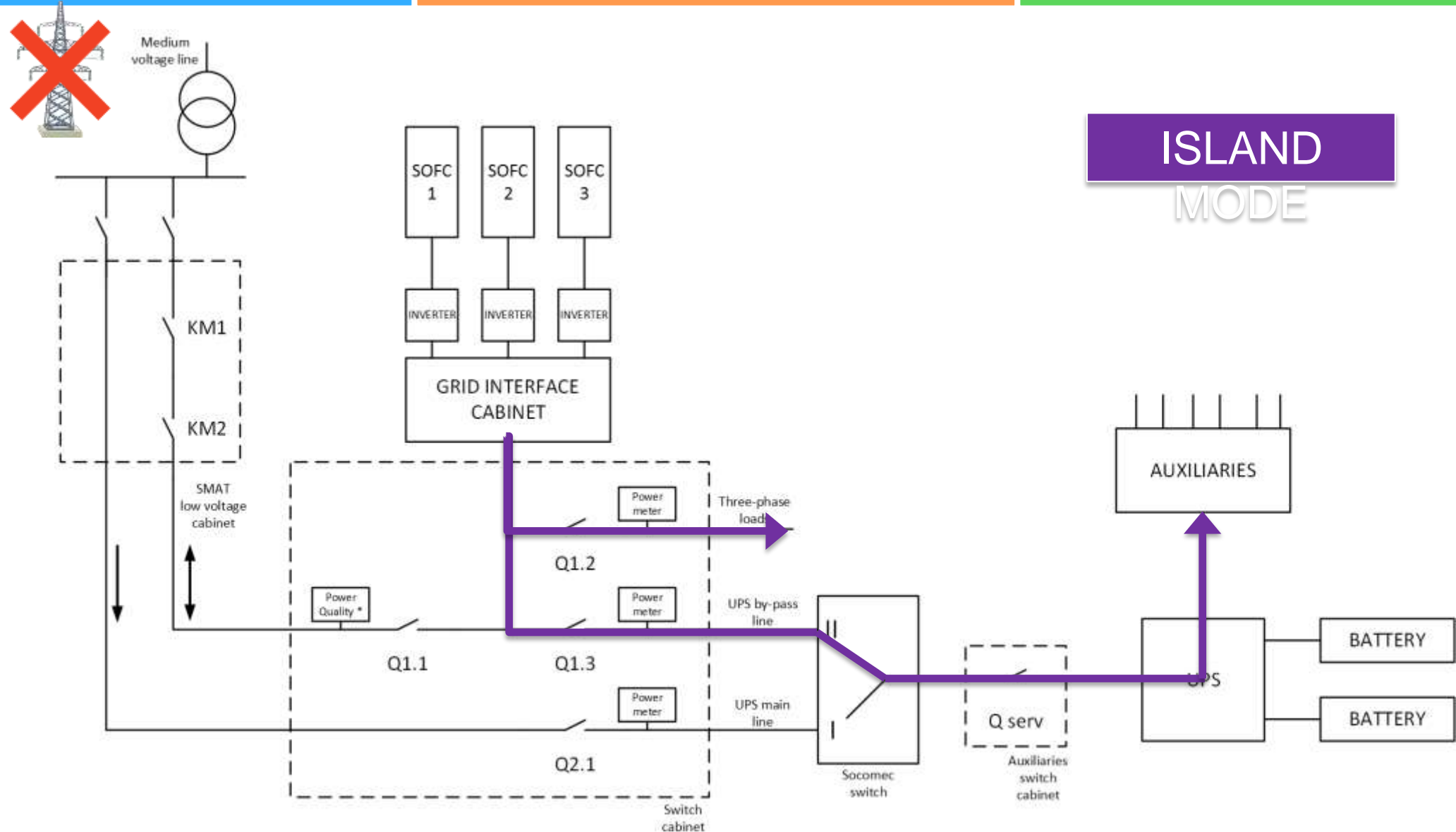
QUALVISTA
SMART BIOGAS MONITORING



Nominal operation

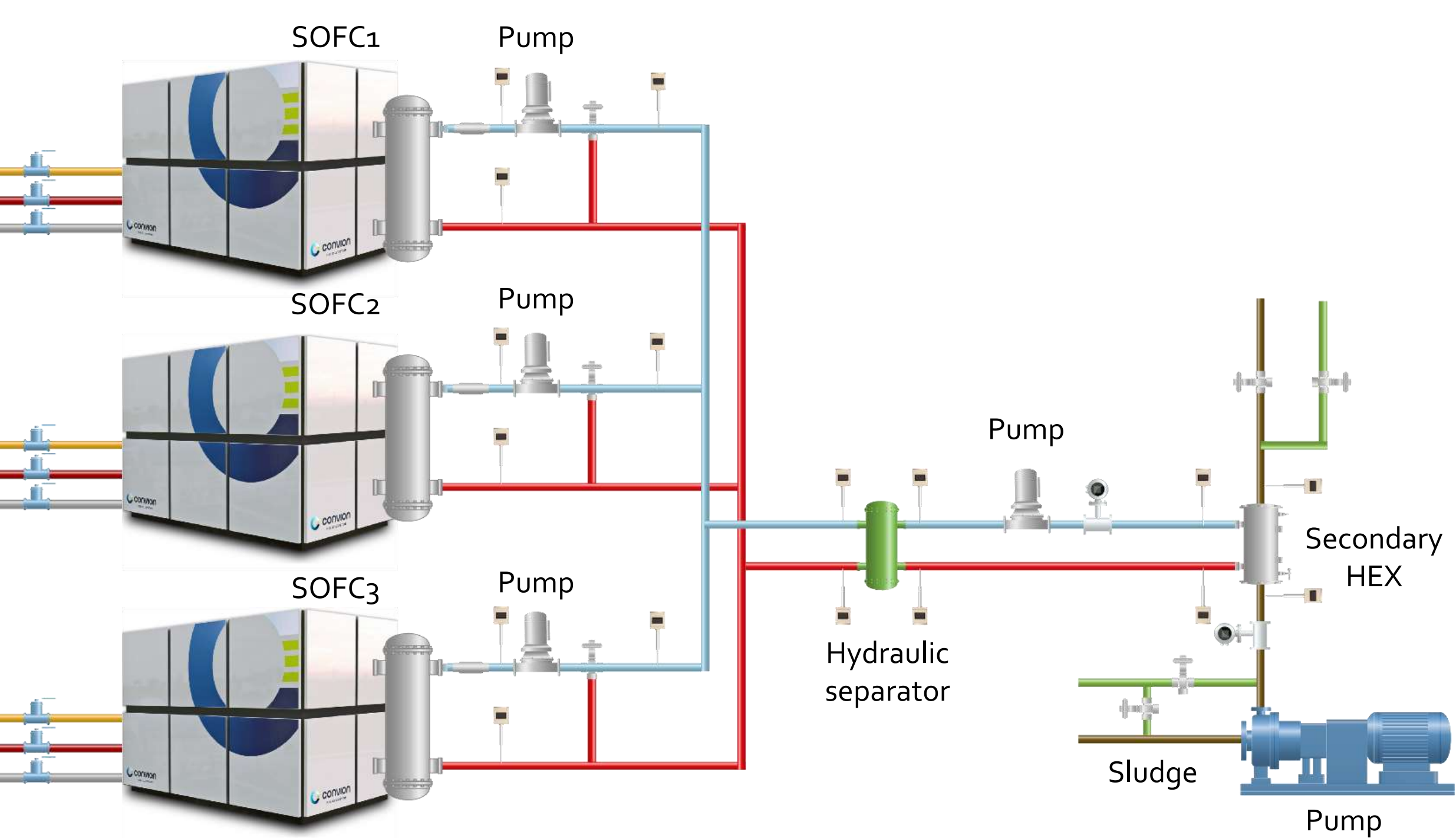


Island mode operation



ISLAND

MODE



Heat recovery system

Primary loop
From exhaust to water-glycol

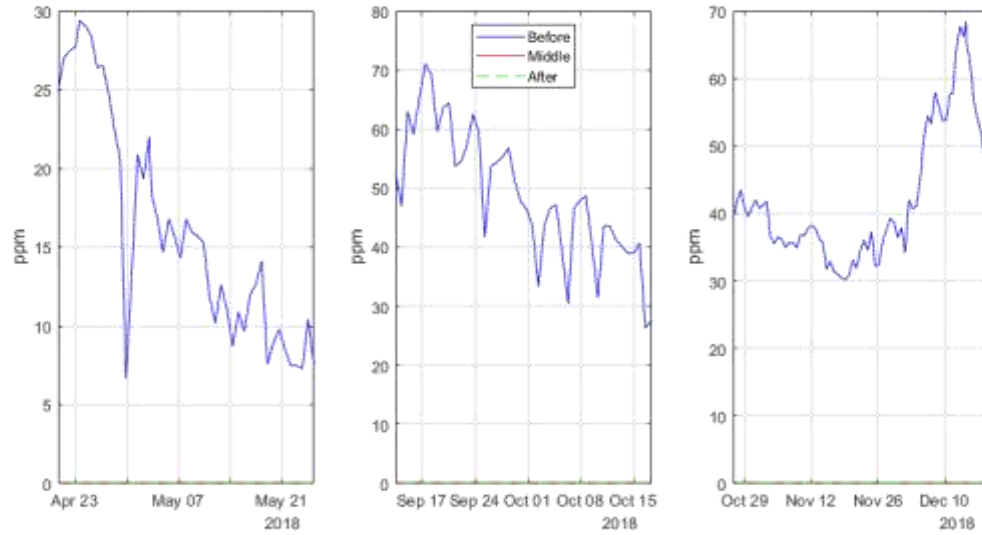


Secondary loop
From water-glycol to sludge

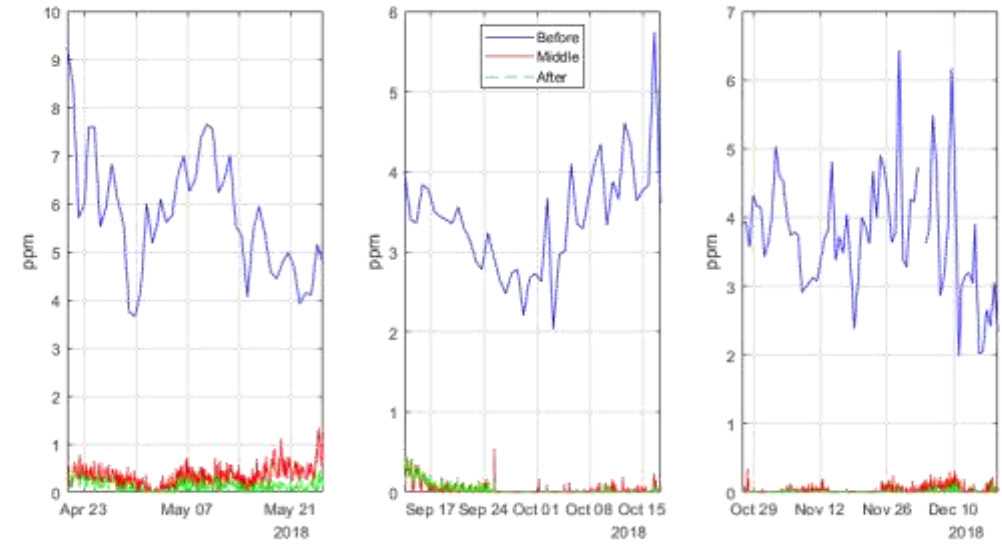


Biogas clean-up


H₂S concentration - Clean-up unit



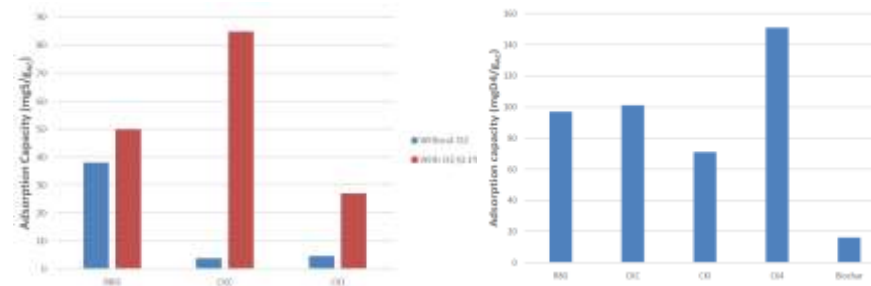
Siloxanes concentration - Clean-up unit



H₂S: 52.62 mg/m³
Siloxanes: 4.20 mg_{Si}/m³

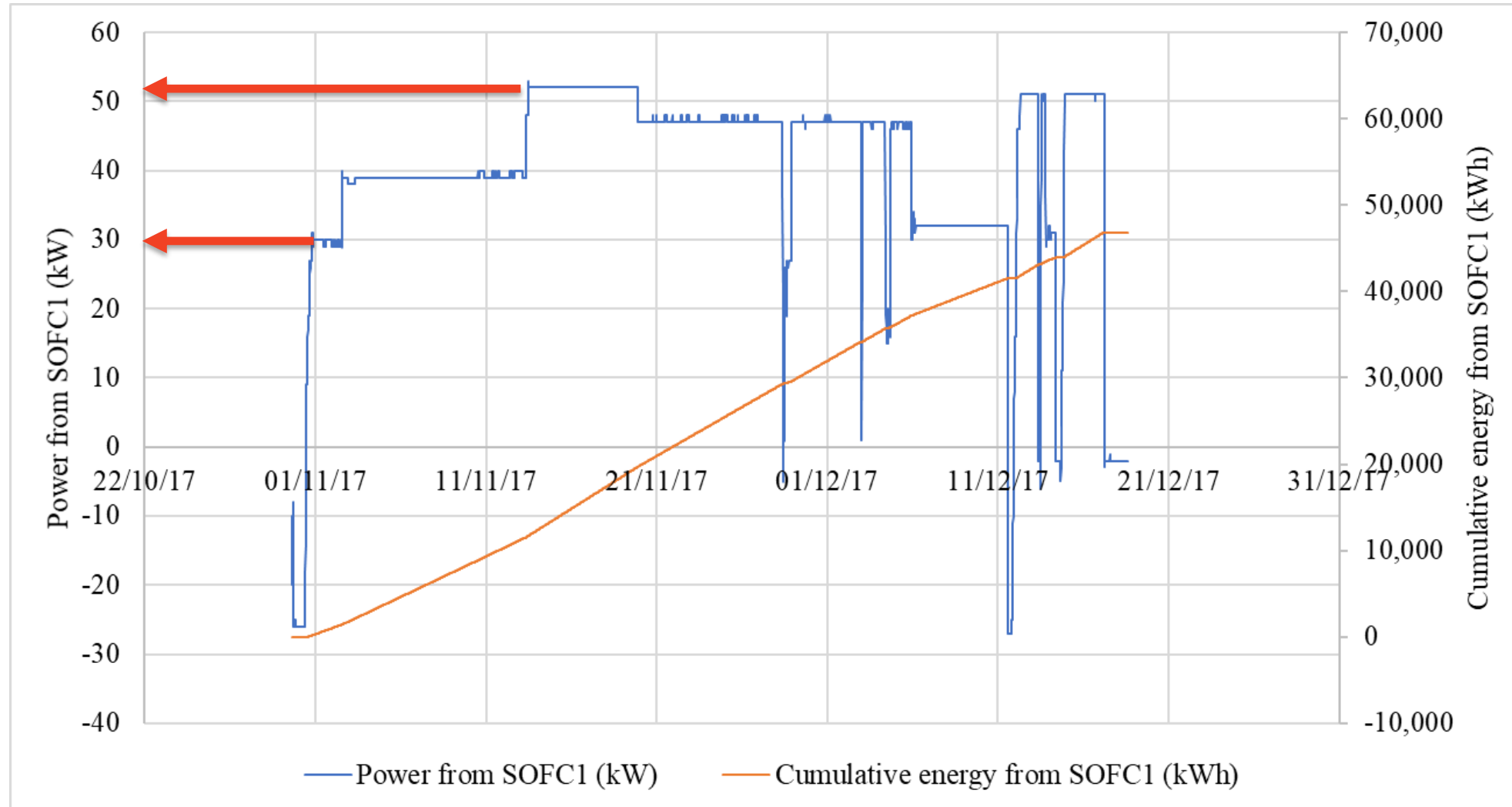


Ads. capacity 85 (mgS/gAC) Ads. capacity 150 (mgD4/gAC)

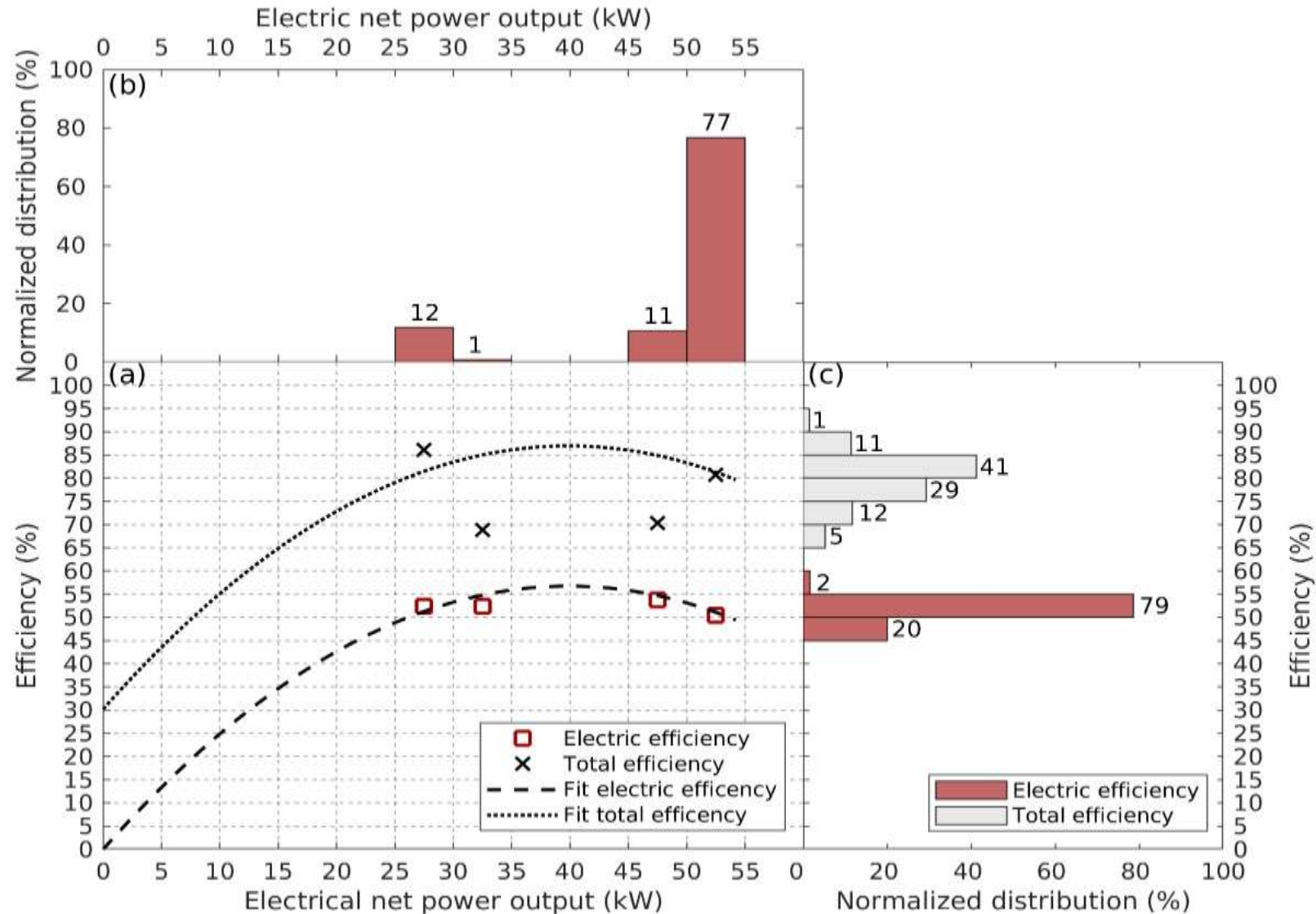


H₂S: 0 mg/m³
Siloxanes: <0.1
mg_{Si}/m³

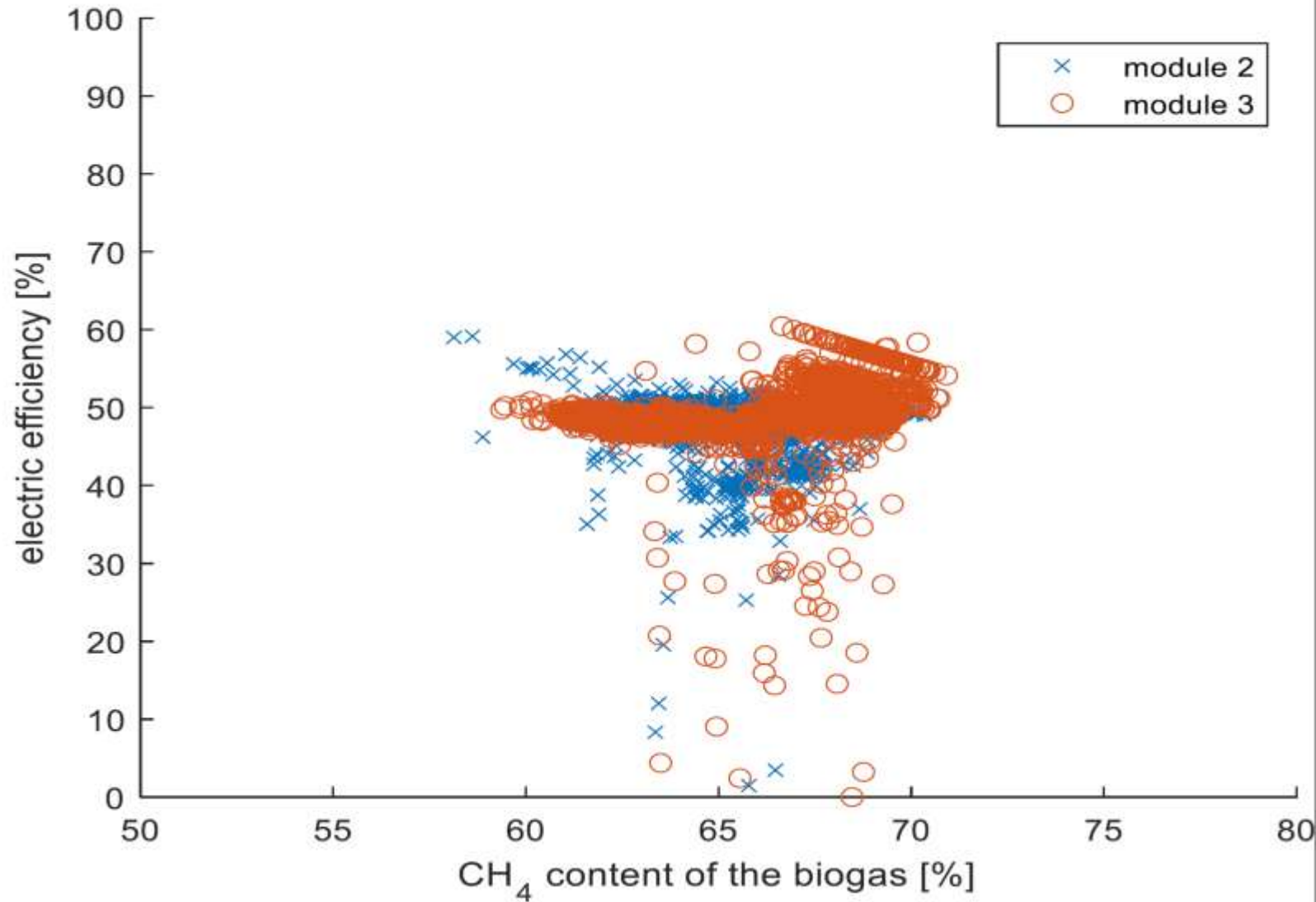
SOFC Electrical Power production – Module 1



SOFC efficiency – Module 1



SOFC electrical efficiency vs %CH₄

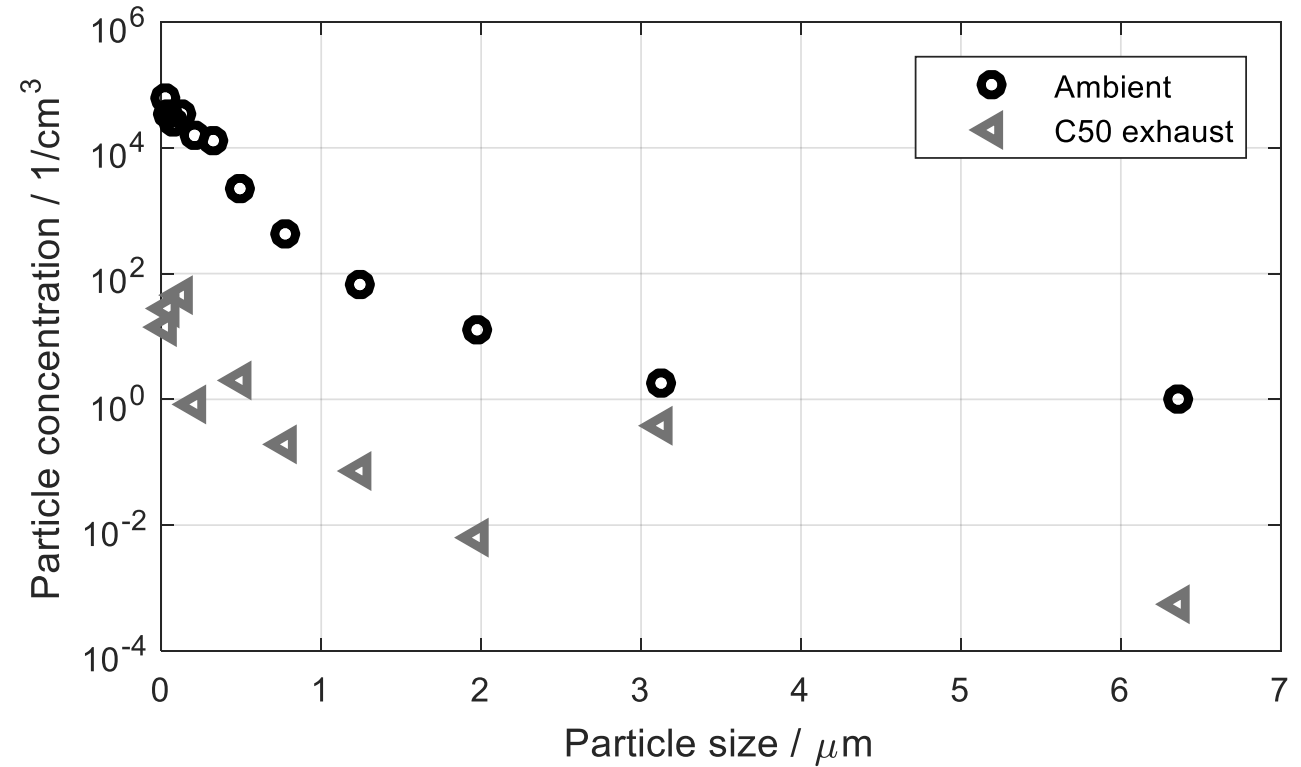


Some results: emissions



| Species | Unit | Measured value |
|---------------------------------------|-------------------|----------------|
| H ₂ O | Vol-% | 4.7 |
| CO ₂ | Vol-% | 3.4 |
| CO | mg/m ³ | <9 |
| CH ₄ | mg/m ³ | <2 |
| N ₂ O | mg/m ³ | <8 |
| NO | mg/m ³ | <20 |
| NO _x (as NO ₂) | mg/m ³ | <20 |
| SO ₂ | mg/m ³ | <8 |
| C ₂ H ₆ | mg/m ³ | <14 |
| HCHO | mg/m ³ | <7 |
| HF | mg/m ³ | <10 |
| HCl | mg/m ³ | <10 |
| SO ₂ | mg/m ³ | <10 |
| O ₂ | Vol-% | 18.3 |
| Particulate | mg/m ³ | 0.01 |

Particulate emission during steady state




Exhausts from biogas-fed SOFC are cleaner than the surrounding air

Pictures



Video





Thank you!

Prof. Massimo Santarelli, PhD

Department of Energy, Politenico di Torino (IT)

DEMOSOFC has an overall budget of 5.9 million of euro and is receiving 4.2 million euro funding from the Fuel Cells and Hydrogen 2 Joint Undertaking under grant agreement No 671470. This Joint Undertaking receives support from the European Union's Horizon 2020 research and innovation programme, Hydrogen Europe and Hydrogen Europe research. The project is coordinated by the Energy Department of Politecnico di Torino (IT). The partners are: SMAT (IT), Convion Oy (FI), VTT Research Center (FI), Imperial College of Science Technology and Medicine (UK).



demosofc@polito.it



www.demosofc.eu



DEMOSOFC Page



Steps POLITO



Steps POLITO



POLITECNICO DI TORINO



Imperial College London

PAOLO SASSO

Head of O&M Gas Italy ENEL Global Power Generation

Isole Verdi - Case study Ginostra





Progetto Isole Verdi

Case study “Ginostra”

Paolo Sasso

Head of O&M Gas Italy

Enel Global Power Generation

22 settembre 2020



Il Progetto Enel per le Isole Eolie



Definizione di un progetto per rendere il sistema elettrico più sostenibile, efficiente e autosufficiente, massimizzando la copertura con energie rinnovabili e attraverso soluzioni di elettrificazione avanzata e di ottimizzazione energetica

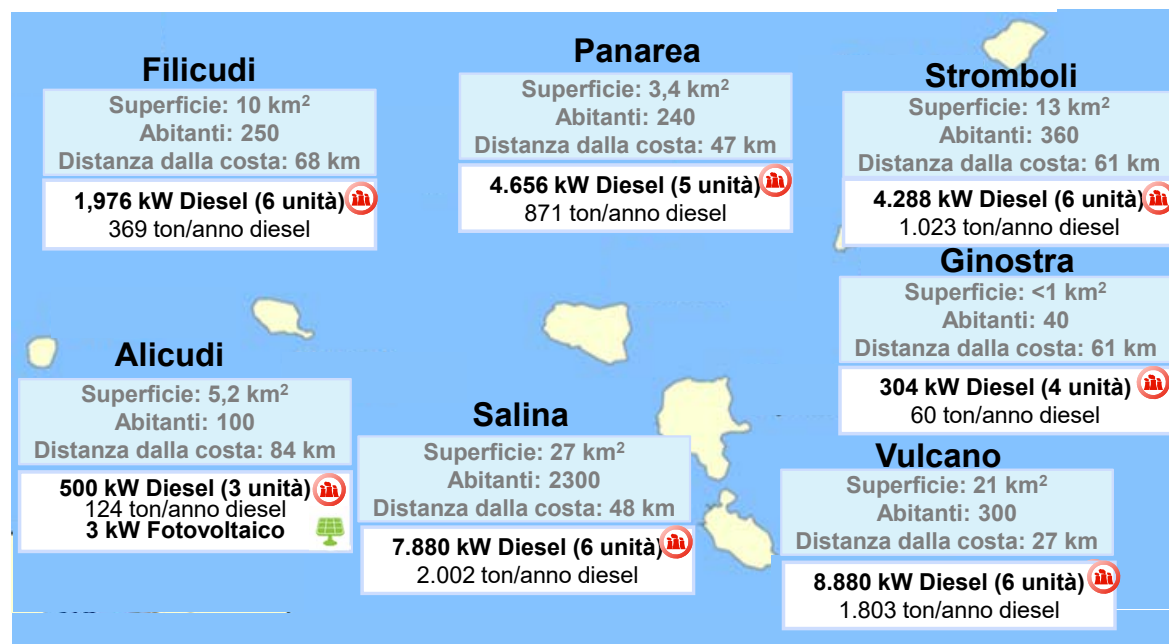
Isole non connesse alla rete elettrica nazionale

Elevata variabilità stagionale dei consumi (rapporto estate/inverno fino a 1:10)

Copertura attuale del fabbisogno elettrico con motori diesel

Isole di origine vulcanica con **orografia non favorevole** a fotovoltaico su grande scala

Aree con **alto valore paesaggistico e naturalistico**




Identificazione di un modello per integrare soluzioni e prodotti innovativi sviluppati da Enel

Evoluzione modello di riferimento

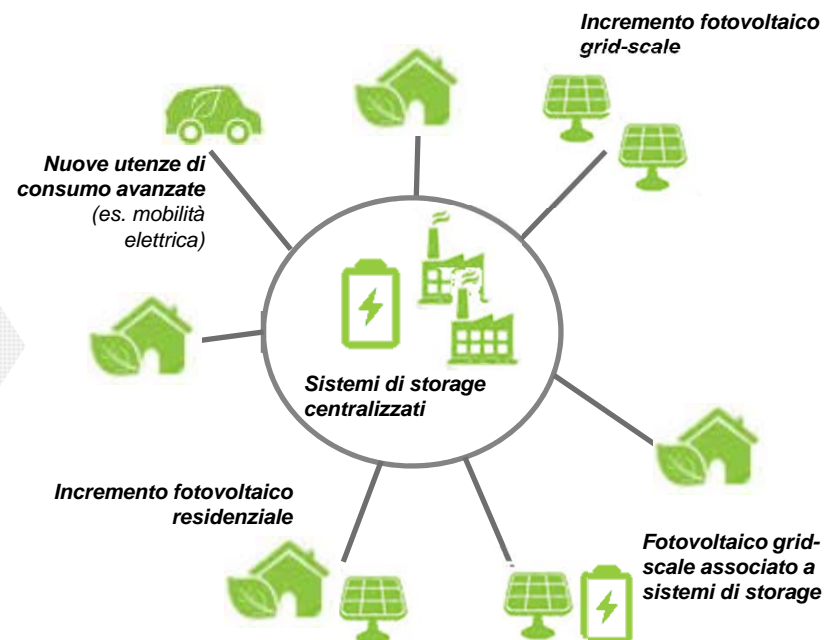


Schema attuale



- Analisi **scenari fabbisogno 2030**
- Stima **benefici per il sistema** (% rinnovabili, risparmio combustibile, riduzione emissioni)
- Stima **costi e tempi**
- Analisi su **possibili meccanismi di remunerazione**

- **Generazione elettrica con motori diesel a gestione centralizzata**, ammodernati fra 2011 e 2013 e dotati di sistemi di abbattimento del particolato
- **Trascurabile penetrazione rinnovabile**



Schema «Smart Island»

- **Generazione distribuita con quota significativa di fotovoltaico** su grande scala e residenziale
- **Sistemi di storage con ruolo centrale** per il sistema
- **Riduzione consumi diesel** (motori termici a supporto e per backup)

Tipologia di interventi possibili sulle isole



Copertura del fabbisogno energetico
 FV + storage grid-scale / FV sui tetti residenziali e commerciali
 Motori convenzionali

Abilitatori
 Storage centralizzati integrati con motori
 Investimenti sulle reti

Soluzioni per elettrificazione



Fotovoltaico grid scale



Fotovoltaico residenziale

Motori diesel

- Massimizzare la percentuale di copertura rinnovabile
- Integrazione con **storage** per massimizzare la copertura con fonti rinnovabili



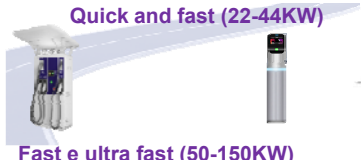
Storage centralizzati integrati con motori



Interventi su rete innovativi

Interventi su rete tradizionali

- **Flessibilità sistema** in presenza di impianti RES
- **Miglioramento efficienza** motori
- Sistemi di controllo **microgrid**
- Installazione **fibra ottica**



Stazioni di ricarica elettrica



Illuminazione pubblica

Elettrificazione dei Porti

Monitoraggio flussi turistici

- Gestione e **manutenzione dell'illuminazione**
- Elettrificazione **banchine dei porti**

Case study «Ginostra»

Storage ibrido power-to-power



Fotovoltaico grid-scale/storage

• 170 kW

Fotovoltaico residenziale

• 6 kW

Sistema accumulo centralizzato

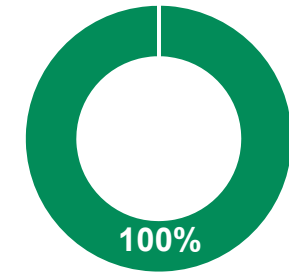
• 200 kW/3 ore storage litio + impianto storage idrogeno (1 MWh)

Rete

• Rinnovo sistemi di protezione, automazione e controllo BT

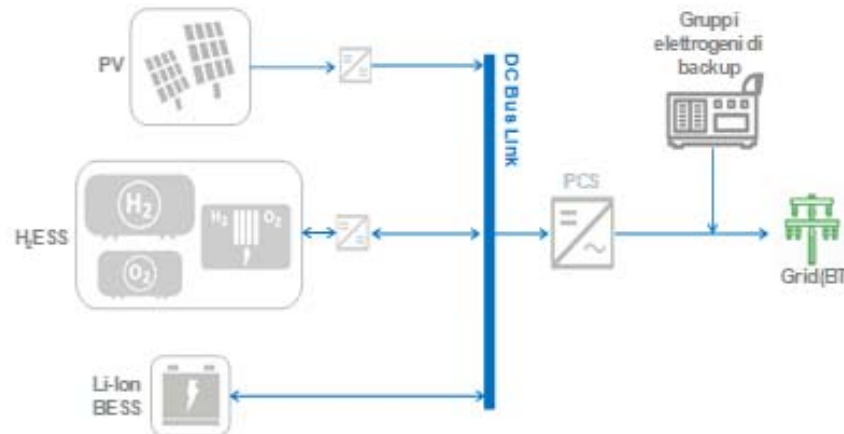
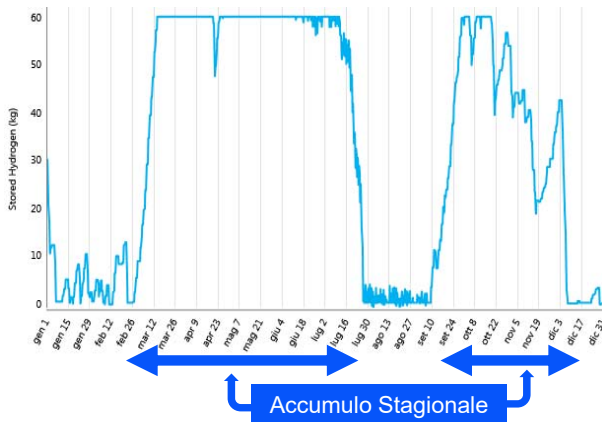


Copertura rinnovabili



% copertura fabbisogno (vs scenario domanda elettrica anno 2030)
 ■ FV grid-scale

Eccesso energia PV + H2 storage



- 100% delle ore fabbisogno coperto senza utilizzo motori**
- Risparmio combustibile 60 ton/anno**
- 60 voli elicottero/anno**
- 200 ton/anno emissioni dirette CO₂**

Idrogeno

Principali ambiti di applicazione



Industry



Power-to-chemical

- Decarbonizzazione della materia prima di processo (es. H₂ per ammoniaca, raffinerie, metanolo, acciaio)



Power-to-heat

- Decarbonizzazione di processi con calore ad alta temperatura (es. cemento)

Transport



Power-to-mobility (fuel cell)

- Adatto per veicoli heavy-duty, specialmente a lungo raggio



Power-to-electro fuels

- Decarbonizzazione settore marittimo e aereo (necessarie fonti di potenza ad alta intensità di energia)

Buildings



Power-to-gas (also blended with natural gas or methanized)

- Utilizzo di reti gas esistenti come aiuto a decarbonizzare usi energetici negli edifici (riscaldamento e cottura)

Power



Power-to-power (fuel cells & combustion turbines)

- Supporto all'integrazione di RES intermittenti, fornendo accumulo di lungo periodo.

L'idrogeno nella transizione energetica



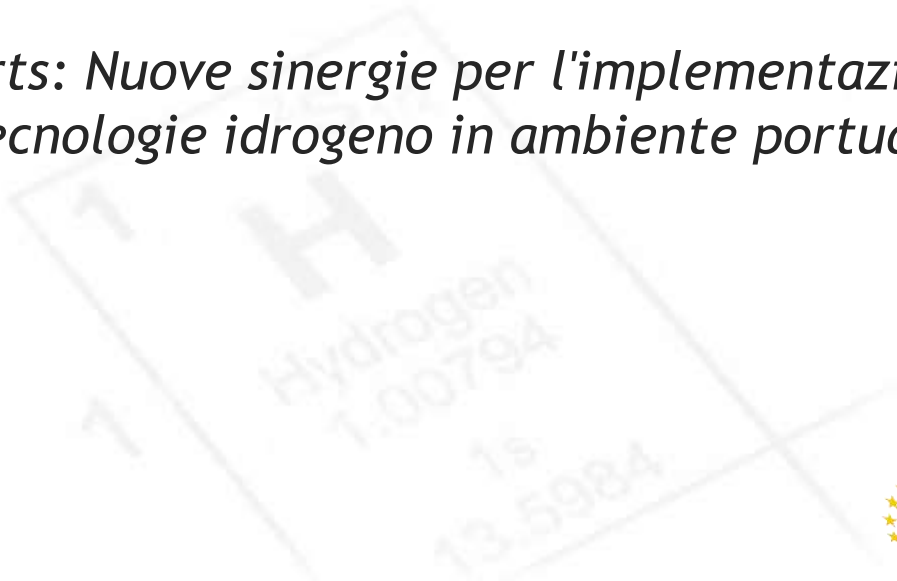
CHOOSE
RENEWABLE
HYDROGEN

- **Elettrificazione** come percorso più sostenibile ed efficace per decarbonizzare una quota significativa di consumi energetici finali
- Il vettore **idrogeno** può essere un valido **complemento all'elettrificazione** per decarbonizzare i settori c.d. «hard to abate»
- La produzione di **idrogeno** ha bisogno di essere sostenuta da energia **100% rinnovabile** come unica soluzione realmente e pienamente sostenibile

VIVIANA CIGIOTTI

Ricercatrice - ENEA

H2Ports: Nuove sinergie per l'implementazione di tecnologie idrogeno in ambiente portuale





ATENA
FUTURE TECHNOLOGY

H2Ports

Implementing Fuel Cells and Hydrogen Technologies in Ports

Viviana Cigolotti

ENEA, Laboratory for energy storage, batteries and hydrogen production and utilization technologies

ATENA Future Technology



Italian National Agency for New Technologies,
Energy and Sustainable Economic Development



FUEL CELLS AND HYDROGEN
JOINT UNDERTAKING



This project has received funding from the Fuel Cells and Hydrogen 2 Joint Undertaking under grant agreement No 826339. This Joint Undertaking receives support from the European Union's Horizon 2020 research and innovation programme, Hydrogen Europe and Hydrogen Europe research.



Index

01 Atena

Research, Technology, Dissemination, Education

02 H2Ports Project


Objectives and impacts, General Overview, Partners, Port of Valencia

03 Use of H₂ at Ports

Port as a Hydrogen Valley, H2Ports: Material Handling

04 H2Ports Main Tasks

Project Structure, Hydrogen supply, FC Reach Stacker at MSC Valencia, FC 4x4 Yard Tractor at Grimaldi Terminal, Market uptake strategy and Risk Management, Planning



ATENA Mission



Atena aims to go beyond the state of the art promoting technologies for efficient, secure, sustainable and environmentally use of energy system



COMPANIES

System Integrator

- COELMO Spa
- MERIDIONALE IMPIANTI Spa
- MECOSER SISTEMI Spa

Industrial & Civil construction

- GRADED Spa
- IURO Srl
- AET sas

Gas manufacturer

- SOL GROUP S.p.A.

Aerospace, IT, Engineering & Consulting

- PROTOM GROUP Spa
- TECHNOVA Scarl

Engineering Design & Consulting

- GREEN ENERGY PLUS Srl
- SRS ENGINEERING DESIGN Srl

ShipYard

- CANTIERI DEL MEDITERRANEO Spa

Enviromental Industrial Activities


- SUDGEST Scarl
- C.E.A. Spa
- RES NOVA DIE Srl

RESEARCH INSTITUTIONS:

- CRdC TECNOLOGIE Scarl
- ENEA

UNIVERSITIES:

- UNIVERSITÀ DEL SANNIO
- UNIVERSITÀ DI GENOVA
- UNIVERSITÀ DI NAPOLI PARTHENOPE
- UNIVERSITÀ DI PERUGIA
- UNIVERSITÀ DI PISA
- UNIVERSITÀ DI SALERNO



ATENA Facilities



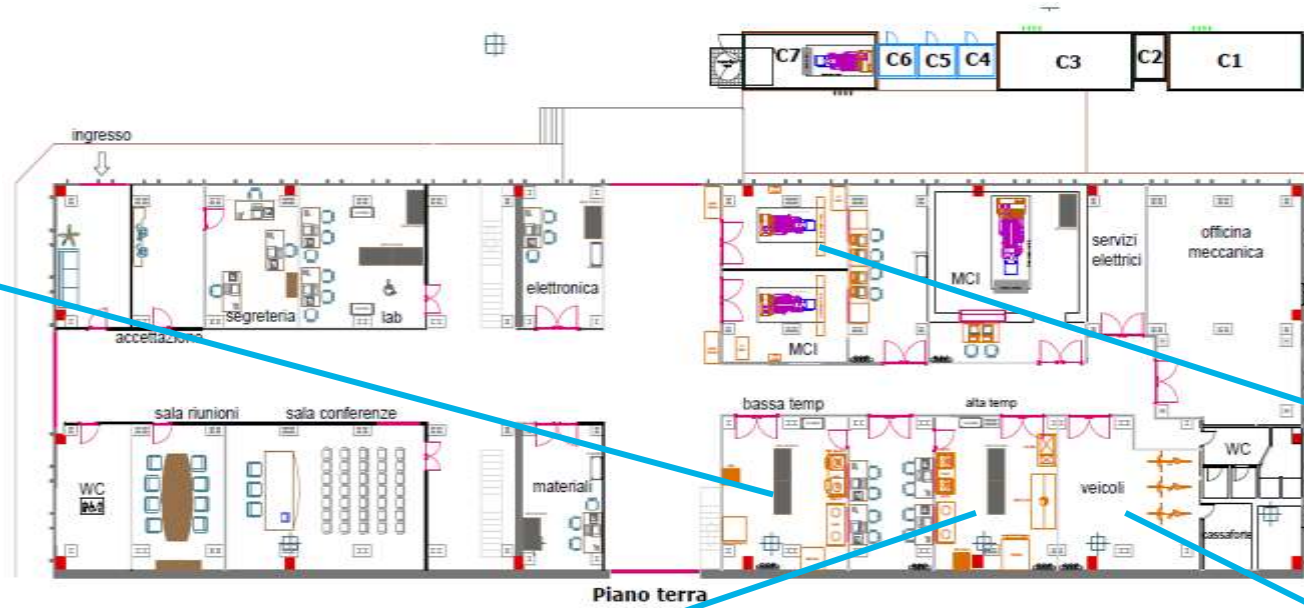
HRS




LTFC



HTFC



ICE Test room



Microbial FC



MOBILITY



SUSTAINABLE MOBILITY

FUEL CELL ELECTRIC VEHICLE

BY ATENA

2014



FIRST HY-BIKE

200 W
500 W FUEL CELL POWER
NO BATTERY PACK
METAL HYDRIDE (MH) AS H2 STORAGE
140 km RANGE

2015



SPORT HY-BIKE

500 W
HYBRID POWER UNIT
500 W FUEL CELL POWER
13Ah@36V BATTERY PACK
REMOVABLE MH CARTRIDGES
H2@15 BAR
90 km RANGE

2016



HY-BIGA

1000 W
HEAVY DUTY ELECTRIC TRACTOR
1000 W FUEL CELL POWER
METAL HYDRIDE (MH) AS H2 STORAGE
12 HOURS CONTINUOUS OPERATION

2017



HY-SCOOTER

2 kW
HYBRID POWER UNIT
1000W FUEL CELL POWER
20Ah@48V BATTERY PACK
REMOVABLE MH CARTRIDGES
H2@15 BAR
120 km RANGE

2018



HY-APE

6 kW
HYBRID POWER UNIT
2500W FUEL CELL POWER
55Ah@72V BATTERY PACK
REMOVABLE MH CARTRIDGES
H2@15 BAR
120 km RANGE

2019



HY-QUBO

90 kW
HYBRID POWER UNIT
30 KW FUEL CELL POWER
40Ah@148V BATTERY PACK
COMPRESSED HYDROGEN
H2@700BAR
500 km RANGE

2020



HY-YARD TRUCK

150 kW
HYBRID POWER UNIT
85 KW FUEL CELL POWER
100Ah@680 V BATTERY PACK
COMPRESSED HYDROGEN H2@350BAR
16 HOURS CONTINUOUS OPERATION



ATENA

FUTURE TECHNOLOGY





Index

01 Atena

Research, Technology, Dissemination, Education

02 H2Ports Project


Objectives and impacts, General Overview, Partners, Port of Valencia

03 Use of H₂ at Ports

Port as a Hydrogen Valley, H2Ports: Material Handling

04 H2Ports Main Tasks

Project Structure, Hydrogen supply, FC Reach Stacker at MSC Valencia, FC 4x4 Yard Tractor at Grimaldi Terminal, Market uptake strategy and Risk Management, Planning

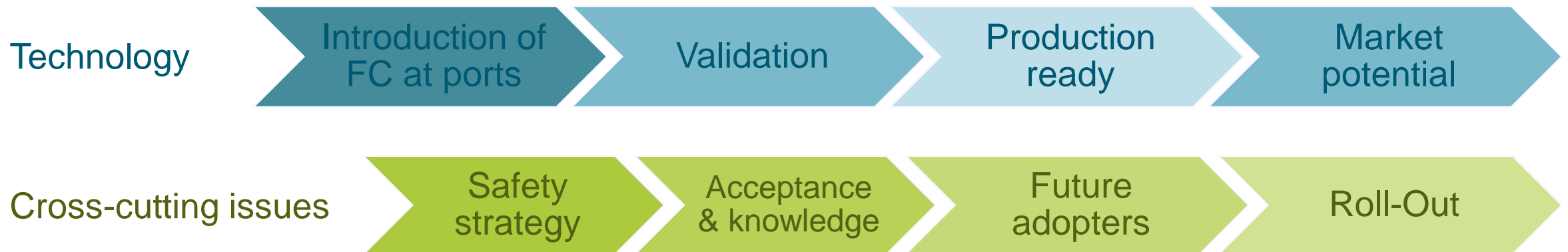



Objective and impacts



H2Ports aims to boost the transition of the European port industry towards an effective **low-carbon / zero – emission and safe operative model** by piloting and demonstrating new **Fuel Cell Technology**

Impacts at port-maritime industry





General Overview

👍 First application of hydrogen technologies in port handling equipment in Europe

Port of Valencia

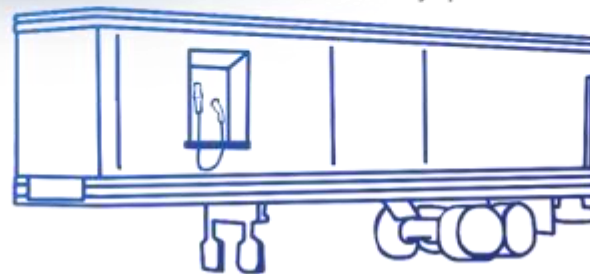


Reach Stacker in MSC Terminal

- FC: 90-120 kW
- 2 years / 5000 h of operation


Mobile HRS

- Hydrogen supply logistics at ports
- Port regulatory framework
- Safety procedures



Yard Tractor in Valencia Terminal Europa

- FC: 85 kW
- 2 years / 5000 h of operation



Partners



Coordination:



Public authorities



Research institutions




End users

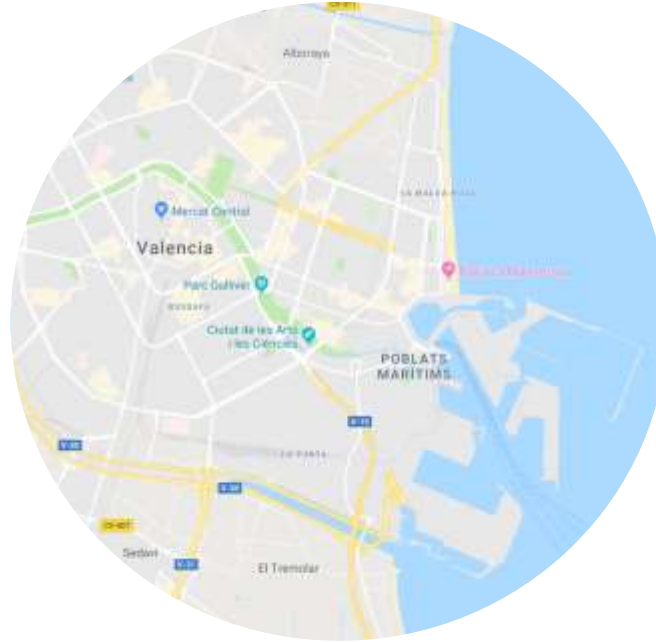


Industry





Port of Valencia



Valencia City : 798,538 hab
Metropolitan area: 1,559,908 hab
Values at 1/1/2018

The port in figures



70.7¹ M tonnes. Total Traffic



5.2¹ M TEU Container Traffic



0.5¹ M ITU RoRo Traffic



31,563² direct or indirect jobs



1.82² billion euros in economic impact (GVA)



Index

01 Atena

Research, Technology, Dissemination, Education

02 H2Ports Project


Objectives and impacts, General Overview, Partners, Port of Valencia

03 Use of H₂ at Ports

Port as a Hydrogen Valley, H2Ports: Material Handling


04 H2Ports Main Tasks

Project Structure, Hydrogen supply, FC Reach Stacker at MSC Valencia, FC 4x4 Yard Tractor at Grimaldi Terminal, Market uptake strategy and Risk Management, Planning



Port as a Hydrogen Valley





H2Ports: Material handling



Container terminal



RoRo terminal





Index

01 Atena

Research, Technology, Dissemination, Education

02 H2Ports Project


Objectives and impacts, General Overview, Partners, Port of Valencia

03 Use of H₂ at Ports

Port as a Hydrogen Valley, H2Ports: Material Handling

04 H2Ports Main Tasks

Project Structure, Hydrogen supply, FC Reach Stacker at MSC Valencia, FC 4x4 Yard Tractor at Grimaldi Terminal, Market uptake strategy and Risk Management, Planning

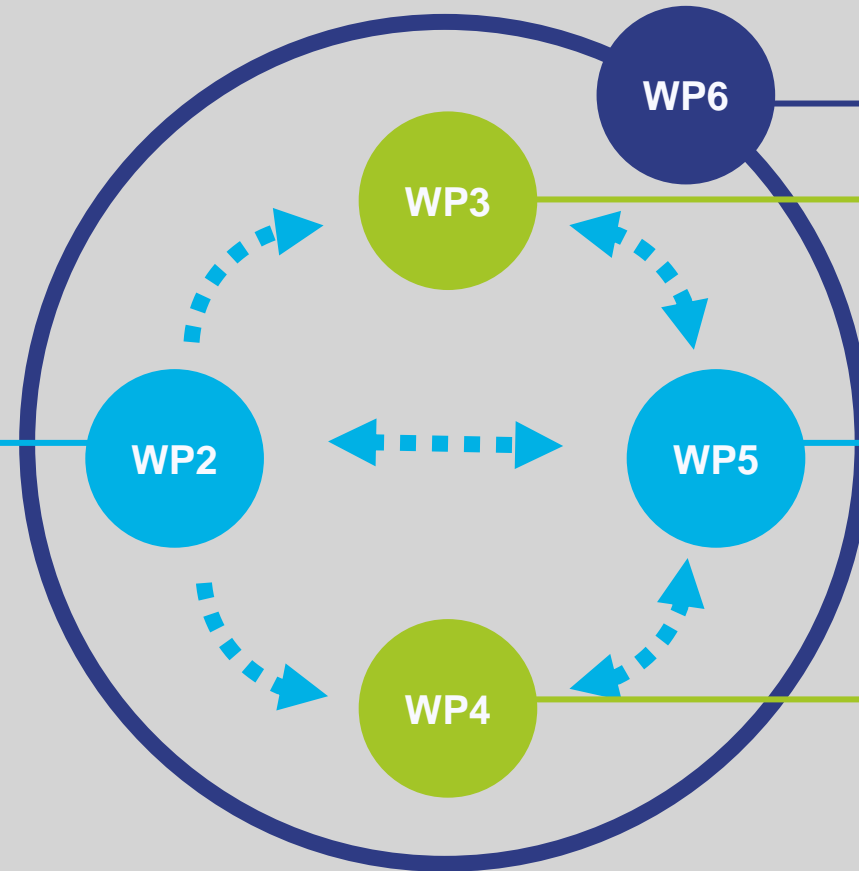


Project Structure



WP1
Project Management.

Hydrogen facilities
in ports



Communication and Dissemination

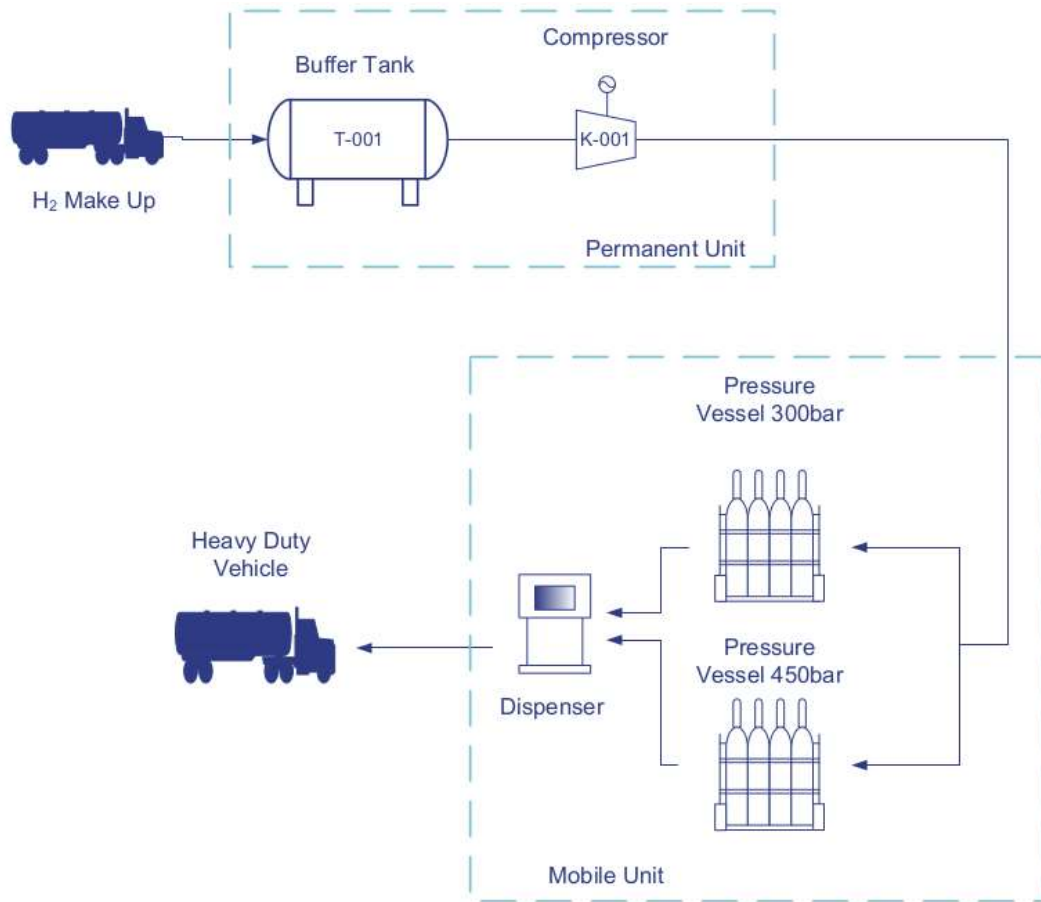
Implementation of FC and
Hydrogen in a Reach Stacker

Risk Management and Risk
uptake strategy

Implementation of FC and
Hydrogen in a Yard Tractor



WP2 Hydrogen supply



FCHJU funding € 800,000 approx.



National Hydrogen Centre, Fundación Valenciaport, Valencia Port Authority, MSCTV, Hyster-Yale, Grimaldi, ATENA, Enagás




- Mobile hydrogen refuelling station
- Up to 60 kg of H₂ at 350 bar per day
- Hydrogen flow rate up to 3.6 kg/min
- Storage cascade at 300 and 450 bar use in order to save energy



WP3

FC Reachstacker @ MSC Terminal Valencia



FCHJU funding € 1,300,000 approx.




Hyster-Yale Nederland B.V., MSCTV, Valencia Port Authority, Fundación Valenciaport, National Hydrogen Centre



Expected achievements

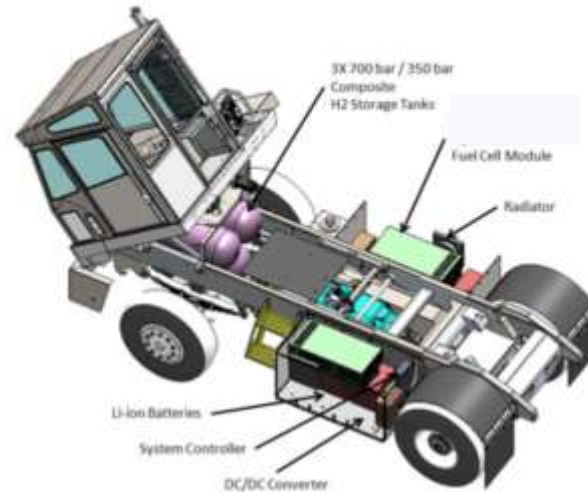
- Average CO₂ reduction of 128,000 kg per year per vehicle (3000 h & 16 L/h)
- Lower TCO
- Improved productivity



WP4 4x4 FC Yard Truck @ Grimaldi Terminal



Hybrid Hydrogen Yard Tractor
Compass Project



FCHJU funding € 1,100,000 approx.



ATENA, Grimaldi Group, Ballard, National Hydrogen Centre, Fundacion Valenciaport



Development and deployment a 4x4 Yard Tractor equipped with a Fuel Cells and test it in Valencia Terminal Europa (Grimaldi Group). It involves three tasks:

- Design of the new FCEV YT
- Assembling of new components in the YT
- Testing and Piloting of the FCEV YT in Valencia, Spain





WP4 4x4 FC Yard Truck @ Grimaldi Terminal





WP5 Market uptake strategy and risk management

Objectives

Analysis of the technical and financial feasibility of the use of Hydrogen Fuel Cells in port machinery.



Logistics

Define the most adequate logistic chain for supplying hydrogen. Estimate potential aggregated demand



Regulatory

Analyse all aspects related to safety. Study the permitting process



Market uptake


Assess the financial feasibility. Propose a path for the introduction of FC in the port maritime sector. Define the most probable implementing scenarios.



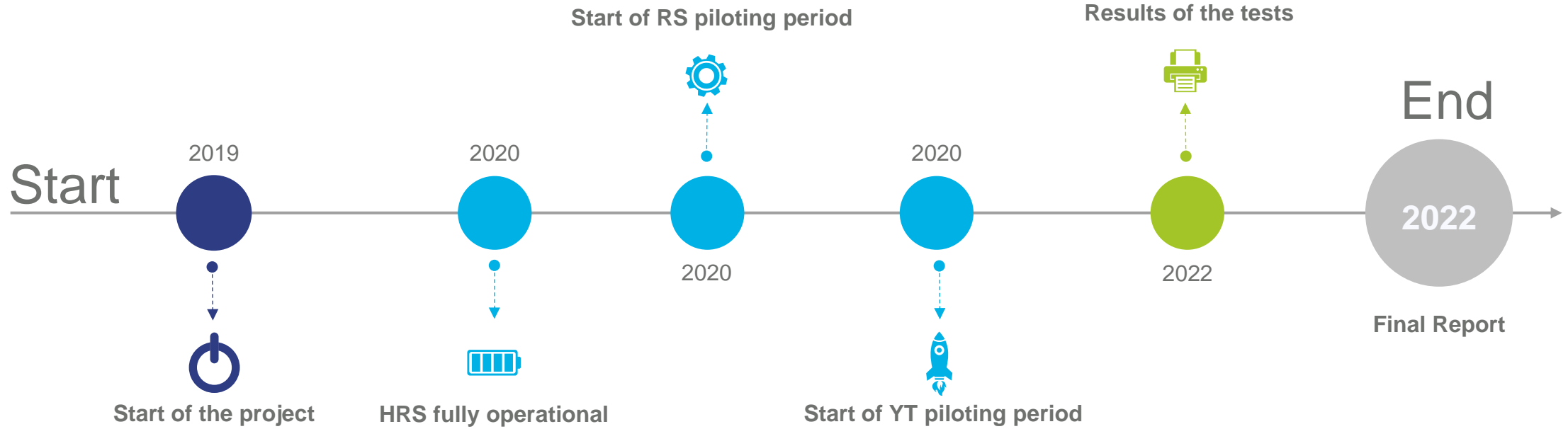
FUEL CELLS AND HYDROGEN
JOINT UNDERTAKING




H₂
PORTS



Planning



Thank you



Viviana Cigolotti
viviana.cigolotti@enea.it

Funded by:



FUEL CELLS AND HYDROGEN
JOINT UNDERTAKING



Partners:



BALLARD



CONCLUSIONI

Marcello Baricco

intervista

Luigi Crema

Vicepresidente di H2IT